



# INSIDE

## The Clarion University Libraries



October 9, 2012

Volume 8, Number 7

### In This Issue

- LibGuides: "Sparkplugs" For Your Research Projects
- Faculty Library Tip: LibGuides
- Computer Tip: Wearing Out A Flash Drive
- Cranial Candy: Greatest Engineering Achievements Of The 20<sup>th</sup> Century
- Something To Think About

### CU Libraries' Links:

### Inside The Clarion University Libraries

Read back issues of the Libraries' newsletter

The Clarion University Libraries newsletter is published weekly when classes are in session. Through *INSIDE*, we share information about our services and resources with the campus community. *INSIDE* is best viewed with Microsoft Outlook. However, you can read a PDF version of *INSIDE* online through the [Libraries' homepage](#).

## LibGuides: "Sparkplugs" For Your Research Projects



Getting started on a research project is sometimes the most difficult step. To help you, our librarians have compiled subject-based guides to get you on your way.

[LibGuides](#) point you to reference materials, books, journals, and links to Web-based resources. Topics covered include:

- |  |  |
|--|--|
| <ul style="list-style-type: none"> <li>• Advertising and Marketing Guide</li> <li>• African-American Resource Guide</li> <li>• APA Style Guide</li> <li>• Asian-American Resource Guide</li> <li>• Art and Artist Guide</li> <li>• Biology Resource Guide</li> <li>• Business Information Resource Guide</li> <li>• Career Resources</li> <li>• Chemistry Resource Guide</li> <li>• Chinese Digital Archives Guide</li> <li>• Clarion University Archives Digital Collections</li> <li>• Collection Development Guide</li> <li>• Communication Resource Guide</li> </ul> | <ul style="list-style-type: none"> <li>• Geography Resource Guide</li> <li>• Geospatial Resource Guide</li> <li>• Google Scholar and Google Books</li> <li>• Hip Hop Research Guide</li> <li>• Hispanic-American Resource Guide</li> <li>• Information Literacy Guide</li> <li>• International Programs Resource Guide</li> <li>• Legal Resources</li> <li>• Linking to Clarion University Libraries Resources</li> <li>• Managing RefWorks Guide</li> <li>• Modern Languages Resource Guide</li> <li>• Native-American Resource Guide</li> <li>• Newspapers and News Sources</li> </ul> |
|--|--|

## Library Home

Your link to all of the Libraries' resources

## PILOT

Search the Libraries' online catalog

## Databases A-Z

Search the Libraries' extensive collection of electronic journals and e-books

## Contact Us

Dr. Terry Latour  
Dean of Libraries

- |   |   |
|---|---|
| <ul style="list-style-type: none"><li>• Communication Sciences &amp; Disorders Resource Guide</li><li>• Company Information Sources Guide</li><li>• Criminology Resource Guide</li><li>• Disabilities-Related Resource Guide</li><li>• Distance Education Resource Guide</li><li>• Eagle Gold Search Resource Guide</li><li>• Early Childhood Education - Information Literacy Guide</li><li>• Economic Development Resource Guide</li><li>• Education Resource Guide</li></ul> | <ul style="list-style-type: none"><li>• Nursing Resources</li><li>• Open Access Journals Guide</li><li>• Physics Resource Guide</li><li>• Psychology Guide</li><li>• Research Methods in Sociology</li><li>• SciFinder Resource Guide</li><li>• Special Education and Rehabilitative Sciences Guide</li><li>• Studies in the African American Novel</li><li>• Theatre Resource Guide</li><li>• The Literary Experience</li><li>• Women and Gender Studies</li></ul> |
|---|---|

## Faculty Library Tip: LibGuides



Would it help you and your students to have a LibGuide created especially for your class?

Do you have an idea for a new LibGuide that may be of help to you and your students?

Please let us know by contacting your library liaison or our reference librarians. Call:

- Carlson Library at 393-2490
- Suhr Library (Venango College) at 814-393-1245 or 814-676-6591 extension 1245

## Computer Tip: Wearing Out A Flash Drive

How long does it take for a flash drive to wear out?

There's no easy answer to this question. The truth is, that despite all the protections and features of a modern USB flash drive, it will wear out eventually.

It's because of how a flash drive works. You see, when data is stored in a flash drive, it is loaded into its memory and then a charge (flash) is sent to the device telling it to retain that information. As soon as the memory is "flashed", it is capable of retaining that data even after all the power has been removed from the device.

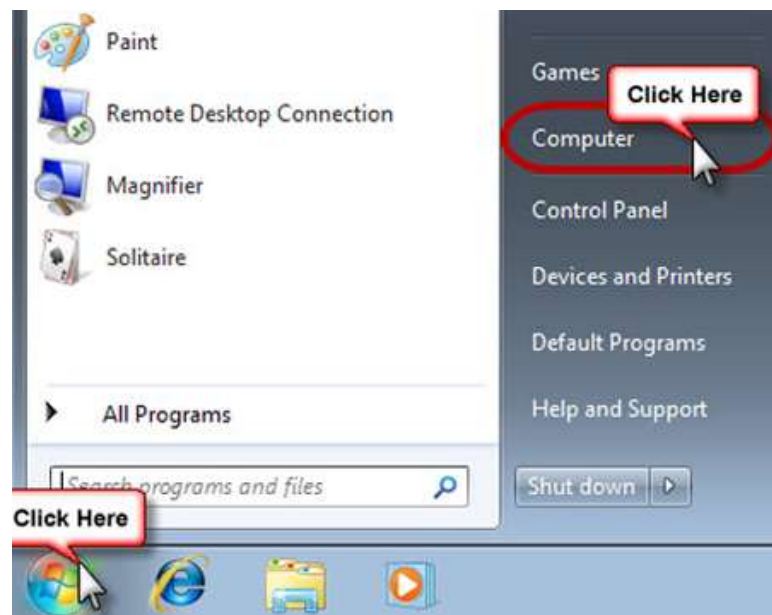
This is what makes the flash drive so useful and versatile. The downside to this process is that a flash drive can only be “flashed” a limited number of times.

Most flash drive manufacturers put that number at around 10,000 to 100,000 times. However, some studies estimate that recent flash drives can tolerate millions of flashes before they wear out. This means that a newly bought brand name flash drive can last for years of daily use before it fails. Moreover, even if the flash drive fails, you’ll still be able to read data from it, you just won’t be able to write any new data to it.

Here are a few tips that will increase the life expectancy of your flash drive:

- Always backup your flash drive data on a computer.
- Don’t use disk intensive applications (compression programs, installers, databases) from your flash drive. They will constantly write to the drive, severely reducing its life expectancy. A flash drive’s primary role is to copy files between computers. If you use it just for that, it will last you a very long time.
- Slowdowns and read/write errors can be considered warning signs that a flash drive is about to fail. The easiest way to determine the health of your flash drive is to use the error-checking utility built into Windows.

To access this utility, go to the **Start** menu and click on **Computer (My Computer for Windows XP)**.

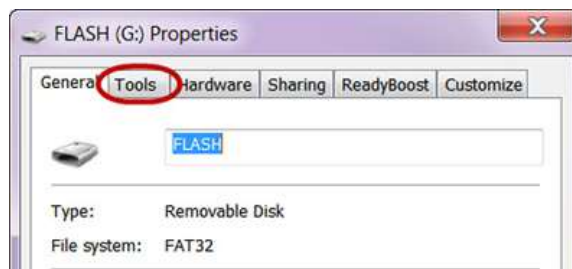


Now, insert your flash drive into a free USB port and wait for it to be recognized by your system.

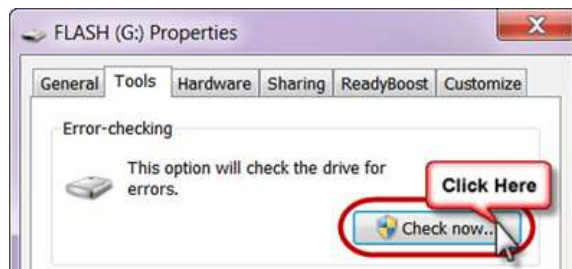
Next, right-click on its icon in the Computer window and click on the **Properties** option.



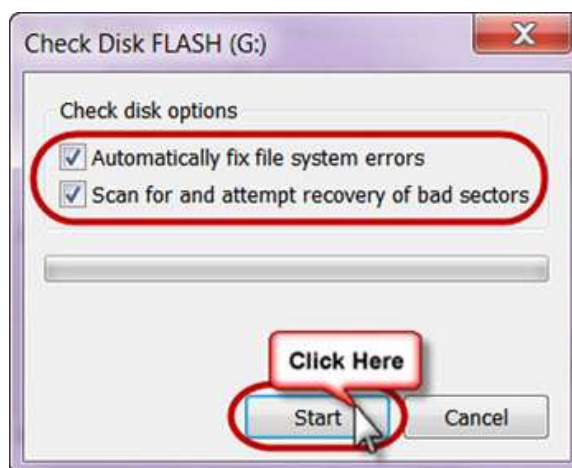
In the **Properties** window, select the **Tools** tab.



Here, under **Error-checking**, click the **Check now...** button (you need administrator rights to access this application under Windows Vista and 7).



The check disk application will start. Select both check disk options and click **Start**.



If the check disk utility finds any errors or bad sectors on your flash drive, it might be prudent to transfer all the data to your computer and use that flash drive with caution.

## Cranial Candy: Greatest Engineering Achievements Of The 20<sup>th</sup> Century



At this site, you can check out the [top twenty engineering achievements of the 20th Century](#)! It is amazing how many of these achievements define our everyday lives today.

For example, on the top of the list is *Electrification*. Can you imagine a life without electricity? I sure couldn't!

To learn more about each amazing achievement, just click the name of the achievement, and you'll be whisked away to its page. When you're on the page for the achievement you clicked, you'll find a menu for that section on the right side of the page.

Each achievement has a side menu that includes a timeline, early years, and then achievement specific links (for example if you check out the automobile achievement, you'll find a link to learn more about the assembly line).

This site offers an interesting look into the top twenty achievements of the 20th Century and how they have redefined the way we live today!

### Something To Think About:



*“I can forgive  
but I cannot forget...”  
is only another way of saying  
I cannot forgive.  
~Henry Ward Beecher*