

CLARION UNIVERSITY
High School Mathematics Questionnaire Instructions

To prepare for your orientation session and university enrollment you must complete an online mathematics questionnaire. Complete this questionnaire at least *two weeks* prior to your assigned Orientation Session. Your high school mathematics courses and grades in addition to your mathematics SAT or ACT scores will be used to predetermine your college mathematics course placement. If you do not complete the online questionnaire, *you may jeopardize* your math placement. Please answer each question as accurately as possible so you have the appropriate math placement for your college career.

To complete the Questionnaire you will need the following:

- **Your High School Transcript** (grades 9 through 12)
- **Your Clarion Computer Account information** (re: the blue letter that was mailed to you upon your enrollment at the university).
-

The online questionnaire is located on Clarion's University's learning management system, Desire2Learn (D2L). Below are the instructions for accessing and logging into D2L.

1. **Important First Step: Password Initialization**

Before you can access Desire2Learn, you must initialize your Clarion computer accounts per the instructions in the blue "Clarion University Computer Account Information" letter that was mailed to you upon your enrollment at the university.

If you already completed the setup steps for your Clarion computer accounts, please proceed to step 2 below.

If you have not completed the setup steps for your Clarion computer accounts, you must do so before you can complete the questionnaire steps below. Please refer to your computer account letter for your personal username and initial password and the step by step instructions to setup your accounts. For background information about the letter, please see www.clarion.edu/computing/newstudent. If you have any questions about your computer accounts, please contact our Help Desk at 814-393-2640 (Monday through Friday 8:30AM – 4:30PM). You may also visit us on the web at www.clarion.edu/computing.

To login to D2L:

1. **Go to:** <http://www.clarion.edu/d2l/>
2. **Click on the System Check** – to make sure that your browser has all the requirements to use D2L. If you are using Dial-up Internet connection, it may take a few minutes to load.

D2L Help and Documentation

	Help for Faculty Faculty Orientation Site Transition Plan/Training Info Preparing for the Migration Workshop Schedule		Help for Students Student Orientation Site System Check
---	--	---	--

3. **Log into the D2L system** – Go to <http://www.clarion.edu/d2l/>
Click on the Log into D2L link.



4. Enter your username and your password.

Example:

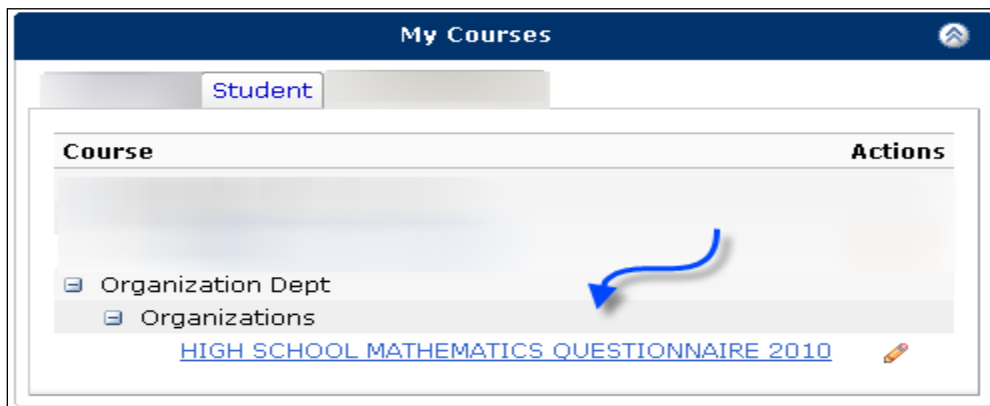
USERNAME:s_jasmith@clarion.edu

PASSWORD: (the password you created when you set up your Clarion computer accounts)

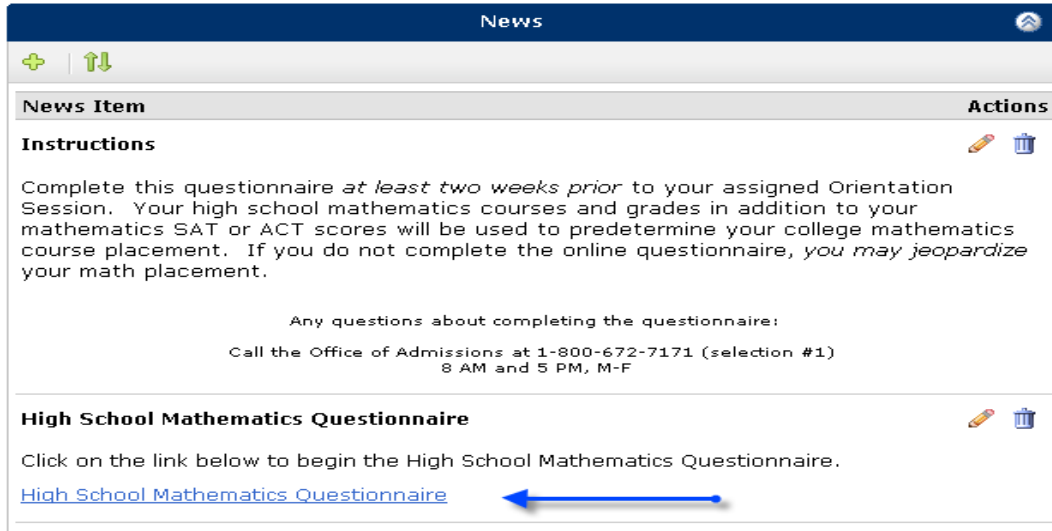
The image is a screenshot of the D2L login page. On the left side, there is a 'Login' section with a dark blue header. Below the header, there are two input fields: 'Username:' and 'Password:'. Below these fields, there is a note: 'Please note your password is case sensitive.' and a 'Login' button. On the right side, there is a 'WELCOME' section with a dark blue header. Below the header, there is a paragraph of text: 'Desire2Learn (D2L) is Clarion University's online learning environment. To login, please use your Clarion Username (including s_username@clarion.edu) and password. For additional information, please [click here](#).' Below this paragraph, there is a link: '[Please click here for a System Check before you login.](#)' Two blue arrows point from the 'WELCOME' section towards the 'Username:' and 'Password:' input fields.

If you have problems accessing D2L, contact the 24 hour D2L Support at **877-730-6226**.

5. **D2L Homepage** - once logged in, you will see your homepage. The module on the bottom right side will be titled, "My Courses." This is where you see High School Mathematics Questionnaire.
6. **Select the High School Mathematics Questionnaire link** - click the questionnaire link in the My Courses box to enter into the course.



7. **View the course homepage** – Clicking on the link above opens up the course. In the news area, you will see the instructions and a link to the Questionnaire.



News

News Item Actions

Instructions

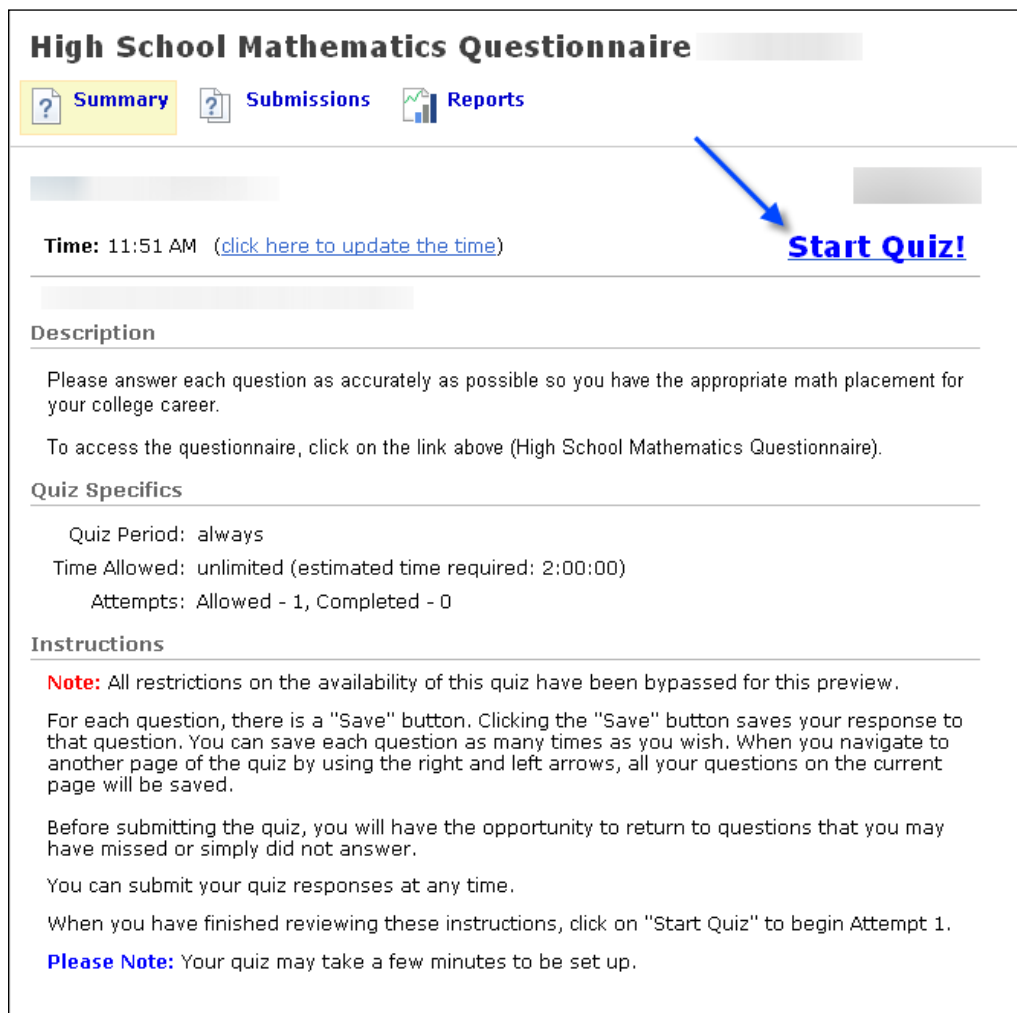
Complete this questionnaire *at least two weeks prior* to your assigned Orientation Session. Your high school mathematics courses and grades in addition to your mathematics SAT or ACT scores will be used to predetermine your college mathematics course placement. If you do not complete the online questionnaire, *you may jeopardize* your math placement.

Any questions about completing the questionnaire:
Call the Office of Admissions at 1-800-672-7171 (selection #1)
8 AM and 5 PM, M-F

High School Mathematics Questionnaire

Click on the link below to begin the High School Mathematics Questionnaire.
[High School Mathematics Questionnaire](#)

Click on this link. Then click "start quiz" to begin.



High School Mathematics Questionnaire

Summary Submissions Reports

Time: 11:51 AM ([click here to update the time](#)) **Start Quiz!**

Description

Please answer each question as accurately as possible so you have the appropriate math placement for your college career.

To access the questionnaire, click on the link above (High School Mathematics Questionnaire).

Quiz Specifics

Quiz Period: always
Time Allowed: unlimited (estimated time required: 2:00:00)
Attempts: Allowed - 1, Completed - 0

Instructions

Note: All restrictions on the availability of this quiz have been bypassed for this preview.

For each question, there is a "Save" button. Clicking the "Save" button saves your response to that question. You can save each question as many times as you wish. When you navigate to another page of the quiz by using the right and left arrows, all your questions on the current page will be saved.

Before submitting the quiz, you will have the opportunity to return to questions that you may have missed or simply did not answer.

You can submit your quiz responses at any time.

When you have finished reviewing these instructions, click on "Start Quiz" to begin Attempt 1.

Please Note: Your quiz may take a few minutes to be set up.

8. Be sure to save your answers.