



Inside

The Clarion University Libraries

November 10, 2009

Volume 5, Number 11

In This Issue

- Faculty Author Seminar – Wednesday
- Tell Us What *You* Think
- Library Tip: Electronic Books
- Computer Tip: A Bar Of A Different Color
- Something To Think About

CU Libraries' Links:

Inside The Clarion University Libraries

Read back issues of the Libraries' newsletter

Library Home

Your link to all of the Libraries' resources

PILOT

Search the Libraries' online catalog

A-Z Database

Search the Libraries' extensive collection of electronic journals and e-books

Contact Us

Dr. Terry Latour
Dean of Libraries

About "Inside The Clarion University Libraries"

The Clarion University Libraries newsletter is published weekly when classes are in session. Through *Inside*, we share information about our services and resources with the campus community. *Inside* is best viewed with Microsoft Outlook. However, you can read a PDF version of *Inside* online.

Access it through the Libraries' homepage at: <http://www.clarion.edu/115369/>

Faculty Author Seminar - Wednesday



The third Faculty Author Seminar of the semester is scheduled for this **Wednesday at 12:15 on Level A of Carlson Library.**

Dr. Sandra Trejos, professor of Economics, will present a program titled, "Academic Performance and Pupils' Profile: Does Effort

Truly Matter?" It focuses on her research using a sample of students from Macroeconomics and Statistics classes. Research findings indicate that effort is the most relevant and statistically significant factor in determining students' performance, when assessing performance using overall grade or final test scores.

A light lunch will be available at noon. Please join us to hear about the research of one of our faculty.

This program is sponsored by the Faculty Affairs Committee of the Faculty Senate and the University Libraries with funding from the Clarion University-Wide Faculty Development Committee's Presidential Advancement Award.

Tell Us What *You* Think



The University Libraries are conducting an online survey (available at: <http://www.clarion.edu/124518/>) that will help us to assess and improve Library services. LibQUAL+ is a nationally-normed survey which has been given at hundreds of libraries, including here at Clarion University in 2006.

The survey takes about ten minutes to complete, and we encourage all university students, faculty, and staff to participate. The results of the survey will help us to improve our services and resources.

Upon completion of the survey, you will automatically be entered into a drawing to win a prize. Prizes include: \$100 cash, \$50 cash, \$25 cash, and 25 - \$5 Starbucks gift cards.

Tell us what *you* think and help us to improve services to the University community.

Project #02-09-10

Library Tip: Electronic Books



The University Libraries provide access to thousands of electronic books. They cover all subject areas and the collection continues to grow. E-Books can be accessed through [PILOT](#) the online catalog of the University Libraries. To limit your search to *just* e-books, click on the *Search Limits* box in the lower right section of the screen and select *Electronic Books* in the

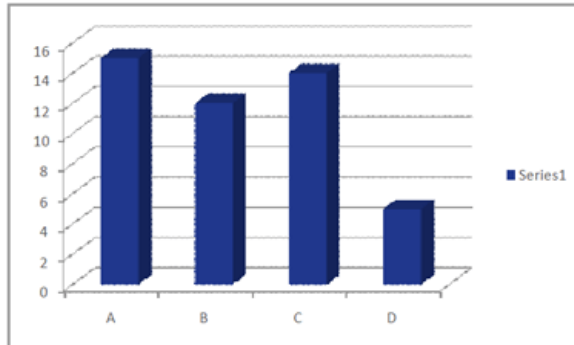
Location box drop-down menu.

Access to major collections of electronic books, as well as links to Internet open access collections, can be searched by selecting the *E Books* link on the [Libraries](#) home page under the *Research Resource* column.

If you would like assistance, please stop by the Reference Desk or contact our reference librarians at Carlson Library (814-393-2490) or Suhr Library (814-393-1242 or 814-676-6591-ext. 1242). We are also available online through our [Ask A Librarian](#) service.

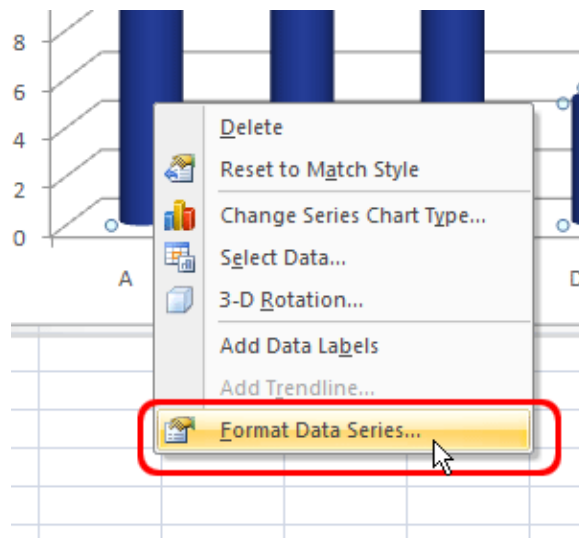
Computer Tip: A Bar Of A Different Color

When you create charts in MS Excel that have only one series of data, especially bar type charts, do you find yourself bored with it? They always seem to be created in the same color, like this...

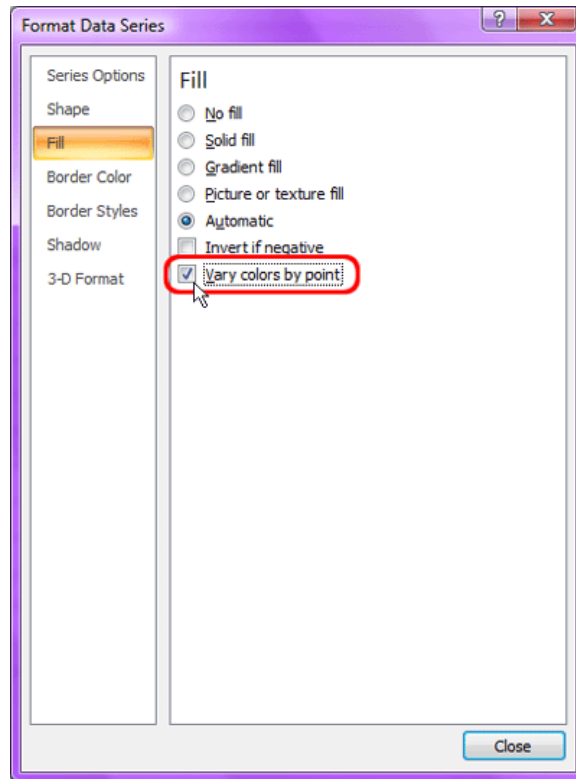


If you are looking to liven things up, why not do something about the color... or lack of it? You can click on individual bars to change the colors manually, but wouldn't it be nice if Excel would change the colors for us?

Create a chart in Excel, then **right-click on one of the bars** and choose **Format Data Series**.



You will see a dialog box that looks like this:



Go to the **Fill** category, check the box for "**Vary colors by point**" and click **Close**.

If you don't care for the colors that the bars become, then you'll have a bit more to do - but not much!

While you could choose to click on a single bar and manually change the color, I would like to recommend that you simply change the color *scheme* (**Page Layout** tab on the Ribbon, **Colors** button).

Using this method of color choices will ensure that the bars are color coordinated while still being different.

Something To Think About:



*The single
largest pool of
untapped resource
in this world
is human good intentions that
never translate
into action.*

--Cindy Gallop

