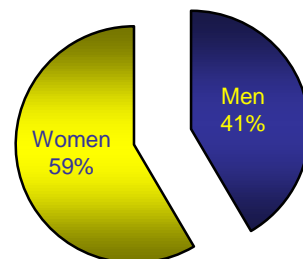


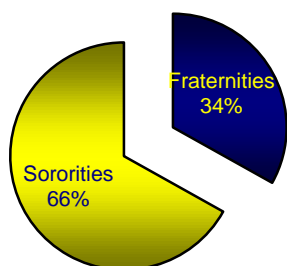
Clarion University of Pennsylvania Fraternity & Sorority Grade Report Fall 2013

General Student Body

	<u>Number</u>	<u>GPA</u>
Men:	1532	2.822
Women:	2156	3.194
Total Students:	3688	3.040



Fraternity & Sorority Community



	<u>Number</u>	<u>GPA</u>
Fraternities:	99	2.893
Sororities:	200	3.115
Total Members:	299	3.024

Miscellaneous Statistics

- The average fraternity size at Clarion University is 12* members.
- The average sorority size at Clarion University is 22^ members.
- 6% of the full-time men attending Clarion University are fraternity members.
- 9% of the full-time women attending Clarion University are sorority members.
- 8% of all full-time students attending Clarion University are members of fraternities & sororities

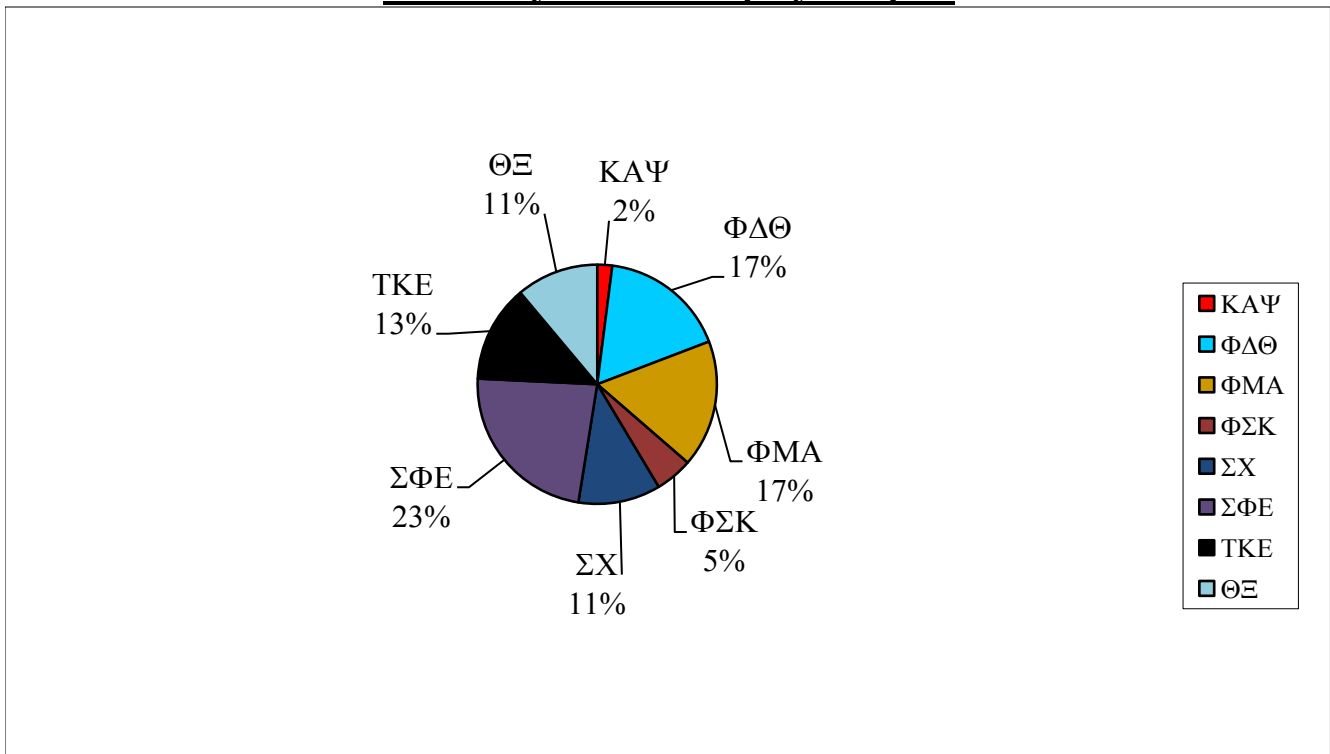
This report is based upon information obtained by the Director of the Center for Leadership & Involvement from the University's Computing Services Department, and is based on full-time undergraduate students who were enrolled at Clarion University, during the Fall 2013 semester. Membership Information was submitted to the Center for Leadership & Involvement by the local chapters. Grade statistics were compiled by the Clarion University's Computing Services Department and the Director of Campus Life produced this report.

*14 factoring out NPHC chapters; ^32 factoring out NPHC & NALFO chapters

Clarion University Fraternity Grade Report - Fall 2013

<u>Fraternity</u>	<u>Active Members</u>		<u>Associate Members</u>		<u>Total Members</u>	
	Number	GPA	Number	GPA	Number	GPA
Kappa Alpha Psi	1	4.000	1	1.750	2	2.875
Phi Delta Theta	15	2.938	2	2.900	17	2.933
Phi Mu Alpha	15	2.714	2	3.388	17	2.788
Phi Sigma Kappa	0	NA	5	3.329	5	3.329
Sigma Chi	10	3.028	1	1.600	11	2.898
Sigma Phi Epsilon	14	3.048	9	2.904	23	2.992
Tau Kappa Epsilon	13	2.521	0	NA	13	2.521
Theta Xi	10	2.696	1	1.000	11	2.542
<i>Fraternity Statistics</i>	78	2.839	21	2.839	99	2.893
<i>University Men's Average</i>	1532	2.822				
<i>Freshman Men's Average</i>	540	2.410				

Fraternity Membership by Chapter



Clarion University Sorority Grade Report - Fall 2013

<u>Sorority</u>	<u>Active Members</u>		<u>Associate Members</u>		<u>Total Members</u>	
	<u>Number</u>	<u>GPA</u>	<u>Number</u>	<u>GPA</u>	<u>Number</u>	<u>GPA</u>
Alpha Kappa Alpha	5	2.915	0	NA	5	2.915
Alpha Sigma Tau	7	3.154	8	2.857	15	2.996
Delta Phi Epsilon	23	3.119	4	3.192	27	3.130
Delta Zeta	31	2.974	5	2.812	36	2.952
Phi Sigma Sigma	20	3.126	8	3.192	28	3.145
Sigma Iota Alpha	1	2.500	0	NA	1	2.500
Sigma Sigma Sigma	36	3.200	8	3.689	44	3.289
Zeta Phi Beta	1	3.438	0	NA	1	3.438
Zeta Tau Alpha	32	3.092	11	3.187	43	3.116
<i>Sorority Statistics</i>	156	3.097	44	3.177	200	3.115
<i>University Women's Average</i>	2156	3.194				
<i>Freshmen Women's Average</i>	707	2.903				

Sorority Membership by Chapter

