







School of Education Alumni Survey 2021


Description:







Date Created: 6/29/2021 8:58:19 AM



Date Range: 6/26/2021 12:00:00 AM - 8/24/2021 11:59:00 PM


Total Respondents: 21

Q1. Race			
Count	Percent		
0	0.00%		American Indian or Alaska Native
0	0.00%		Asian or Pacific Islander
1	4.76%		African American / Black (non-Hispanic)
19	90.48%		Caucasian / White (non-Hispanic)
1	4.76%		Multiracial
0	0.00%		Other:
21 Respondents			





Q2. Year of Graduation from CUP Teacher Preparation Program			
Count	Percent		
21	100.00%		
21 Respondents			

Q3. Current Employment Status			
Count	Percent		
16	76.19%		Employed Full-Time
1	4.76%		Employed Part-Time
0	0.00%		Serving in the Military
0	0.00%		Unemployed, seeking employment
1	4.76%		Not in Labor Force, not seeking employment
3	14.29%		Other:
21 Respondents			


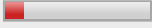
Q4. If employed...are you currently working in a teaching related field?			
Count	Percent		
16	76.19%		Yes
5	23.81%		No
21 Respondents			

Q5. Current Job Title (e.g. 5th grade English teacher)			
Count	Percent		
16	100.00%		
16 Respondents			





Q6. How many years have you been employed in a teaching field?

Count	Percent		
15	93.75%		1-5
1	6.25%		6-10
0	0.00%		11-15
0	0.00%		16+
16	Respondents		


Q7. Job Satisfaction

Count	Percent		
13	86.67%		Satisfied
2	13.33%		Not Satisfied
15	Respondents		


Q8. Have you earned tenure?

Count	Percent		
0	0.00%		Yes
2	12.50%		No
14	87.50%		Not Yet Eligible
0	0.00%		N/A
16	Respondents		

Q9. Your Name (optional)

Count	Percent		
10	100.00%		
10	Respondents		


Q10. Your Street Address (optional)

Count	Percent		
3	100.00%		
3	Respondents		

Q11. State (optional)


Count	Percent		
7	100.00%		
7	Respondents		


Q12. Zip Code (optional)


Count	Percent		
5	100.00%		
5	Respondents		


Q13. Updated email address (optional)

Count	Percent		
5	100.00%		
5	Respondents		

Q14. District Name		
Count	Percent	
11	100.00%	
11	Respondents	

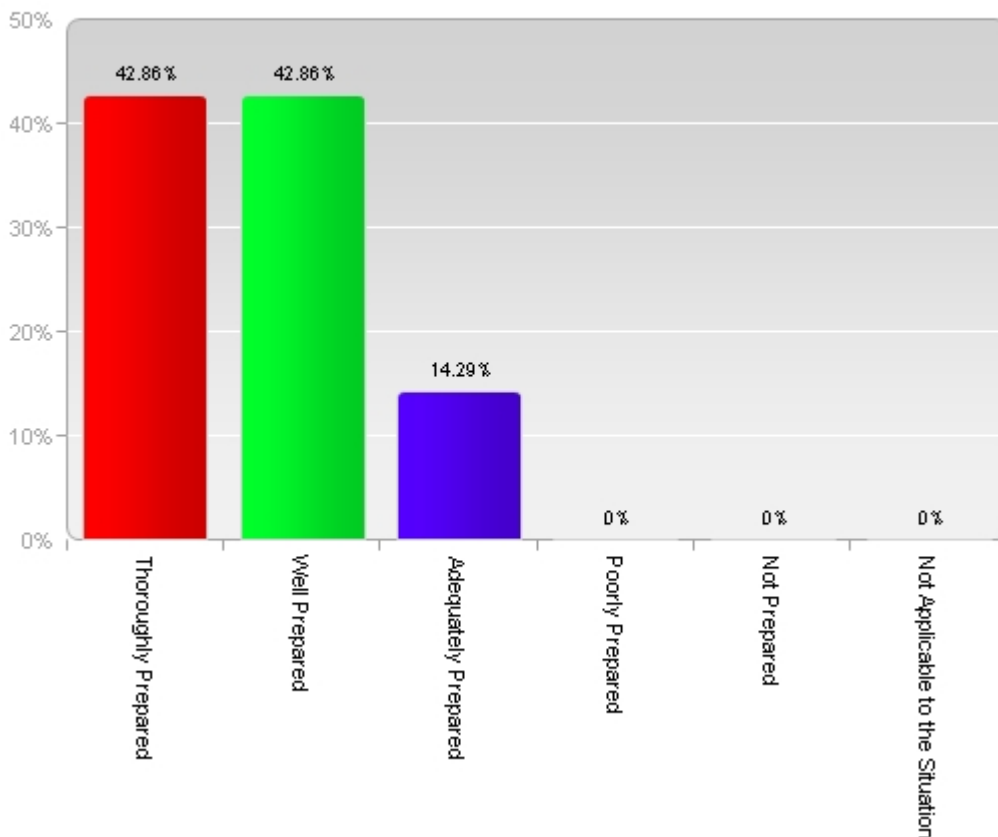
Q15. Building Name		
Count	Percent	
10	100.00%	
10	Respondents	

Q16. Current Supervisor		
Count	Percent	
8	100.00%	
8	Respondents	

Q17. Supervisor Email Address		
Count	Percent	
6	100.00%	
6	Respondents	

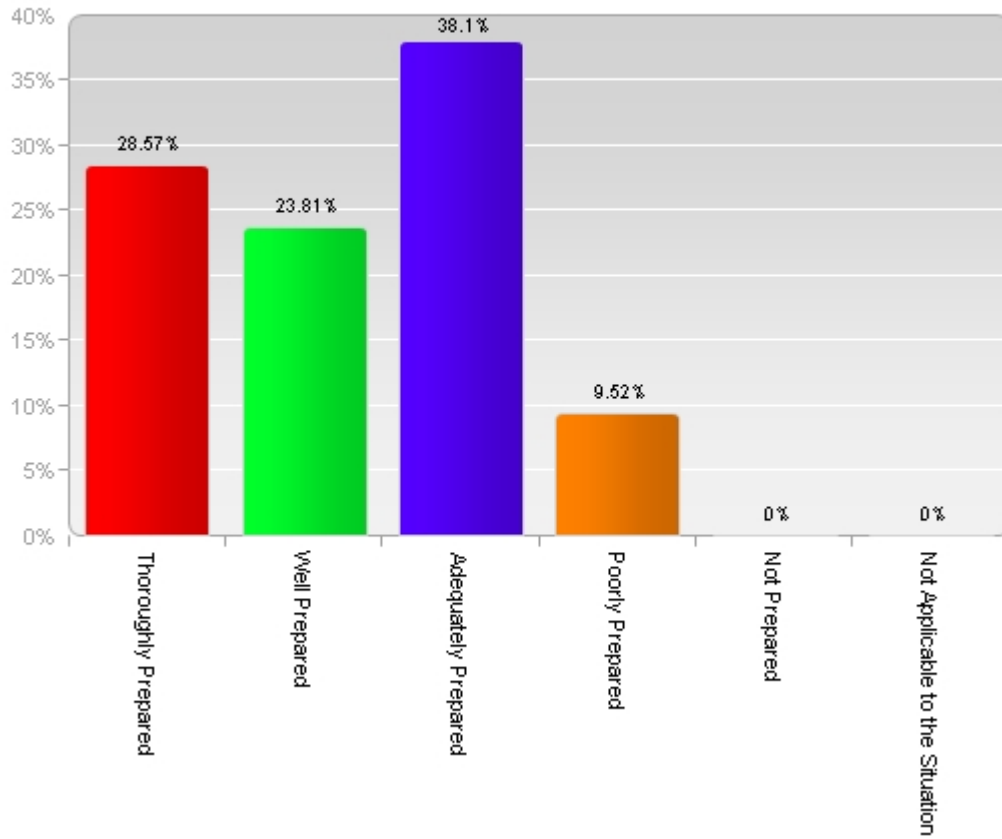
Q18. Please use the scale provided to indicate the degree to which you believe your teacher preparation program has prepared you in each of these general professional knowledge and practice areas. - Appropriate Content Knowledge

Q18. Please use the scale provided to indicate the degree to which you believe your teacher preparation program has prepared you in each of these general professional knowledge and practice areas. - Appropriate Content Knowledge



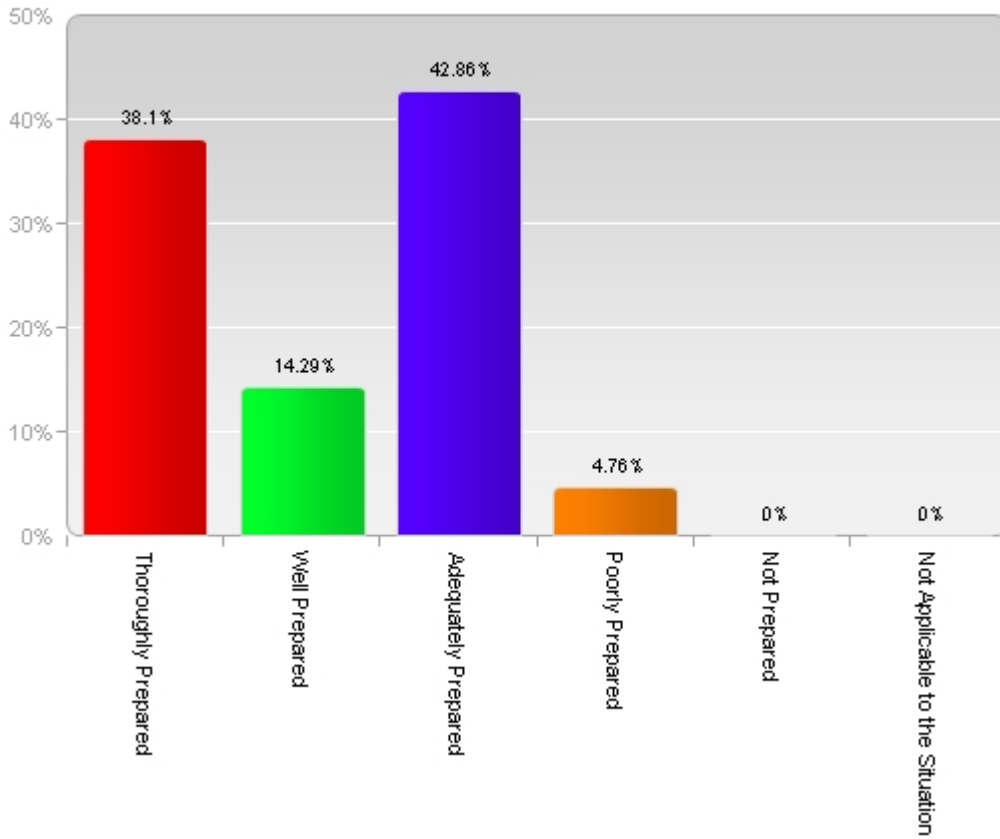
Q19. Please use the scale provided to indicate the degree to which you believe your teacher preparation program has prepared you in each of these general professional knowledge and practice areas. - Knowledge of Learners and Learner Development

Q19. Please use the scale provided to indicate the degree to which you believe your teacher preparation program has prepared you in each of these general professional knowledge and practice areas. - Knowledge of Learners and Learner Development



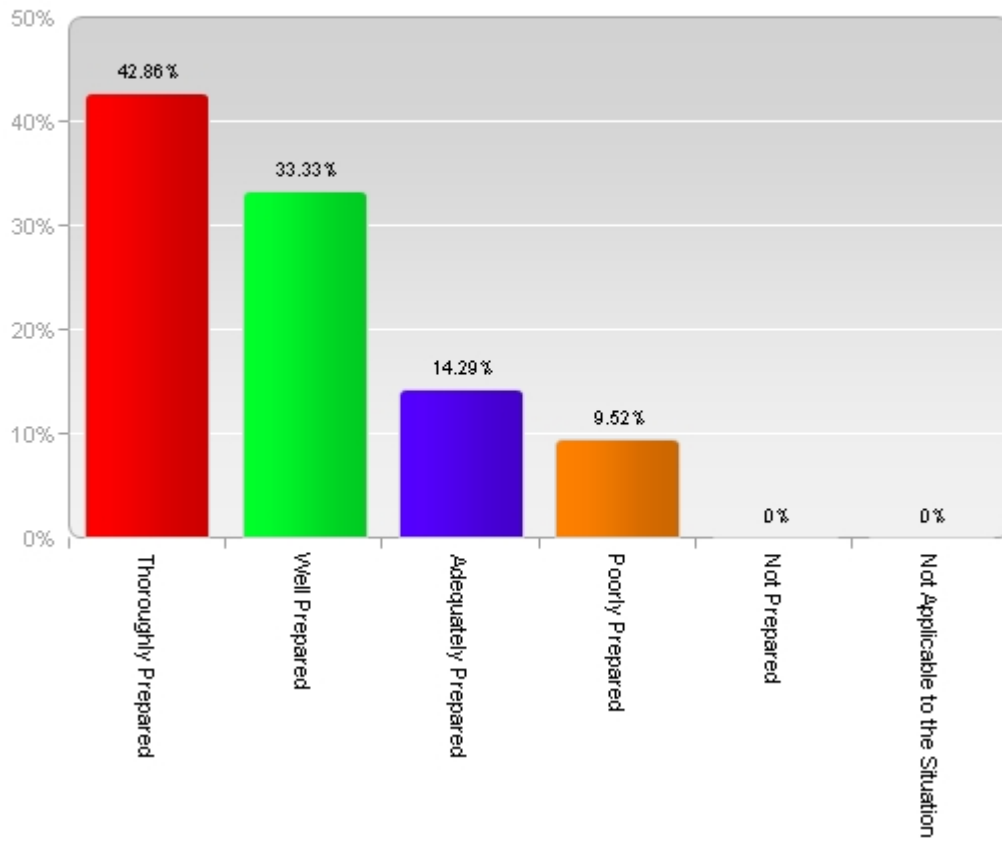
Q20. Please use the scale provided to indicate the degree to which you believe your teacher preparation program has prepared you in each of these general professional knowledge and practice areas. - Differentiated Instruction

Q20. Please use the scale provided to indicate the degree to which you believe your teacher preparation program has prepared you in each of these general professional knowledge and practice areas. - Differentiated Instruction



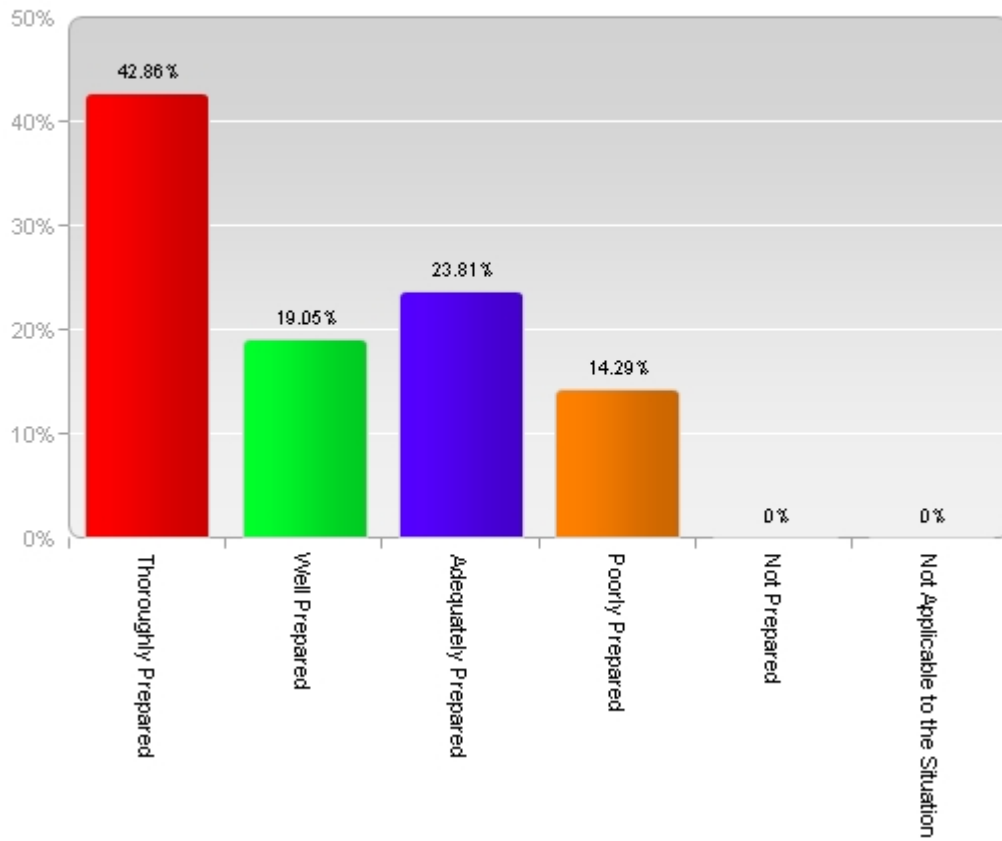
Q21. Please use the scale provided to indicate the degree to which you believe your teacher preparation program has prepared you in each of these general professional knowledge and practice areas. - Planning Based on State and National Standards

Q21. Please use the scale provided to indicate the degree to which you believe your teacher preparation program has prepared you in each of these general professional knowledge and practice areas. - Planning Based on State and National Standards



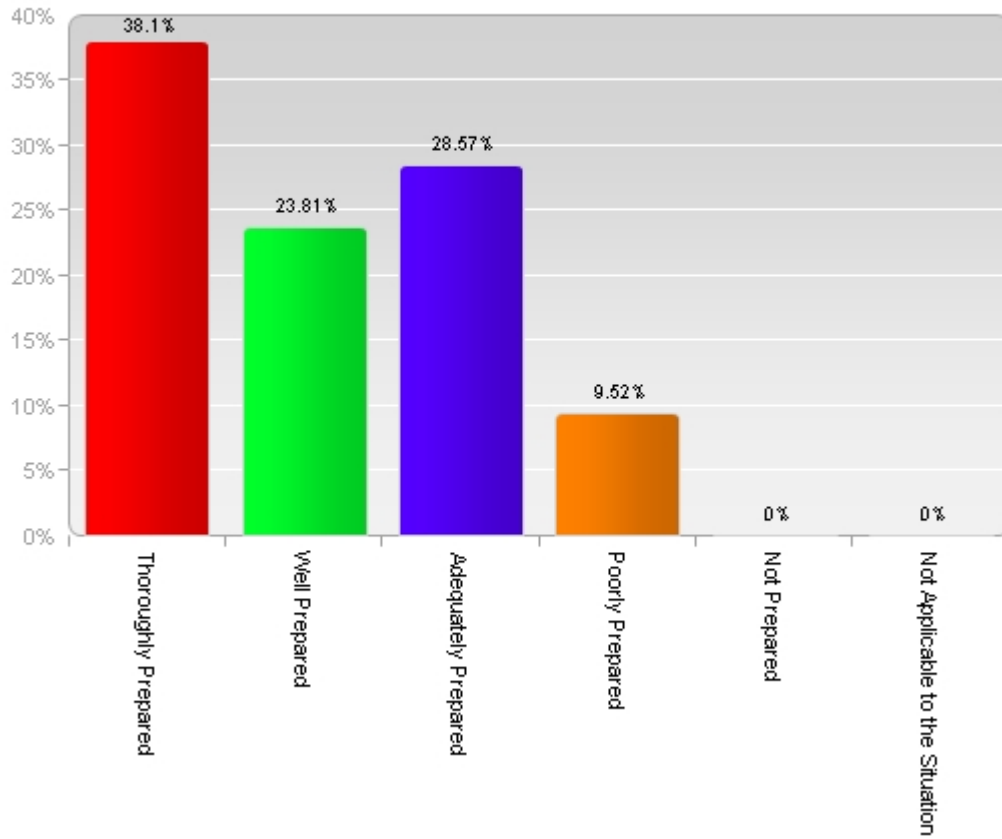
Q22. Please use the scale provided to indicate the degree to which you believe your teacher preparation program has prepared you in each of these general professional knowledge and practice areas. - Effective Use of Appropriate Instructional Strategies and Methods

Q22. Please use the scale provided to indicate the degree to which you believe your teacher preparation program has prepared you in each of these general professional knowledge and practice areas. - Effective Use of Appropriate Instructional Strategies and Methods



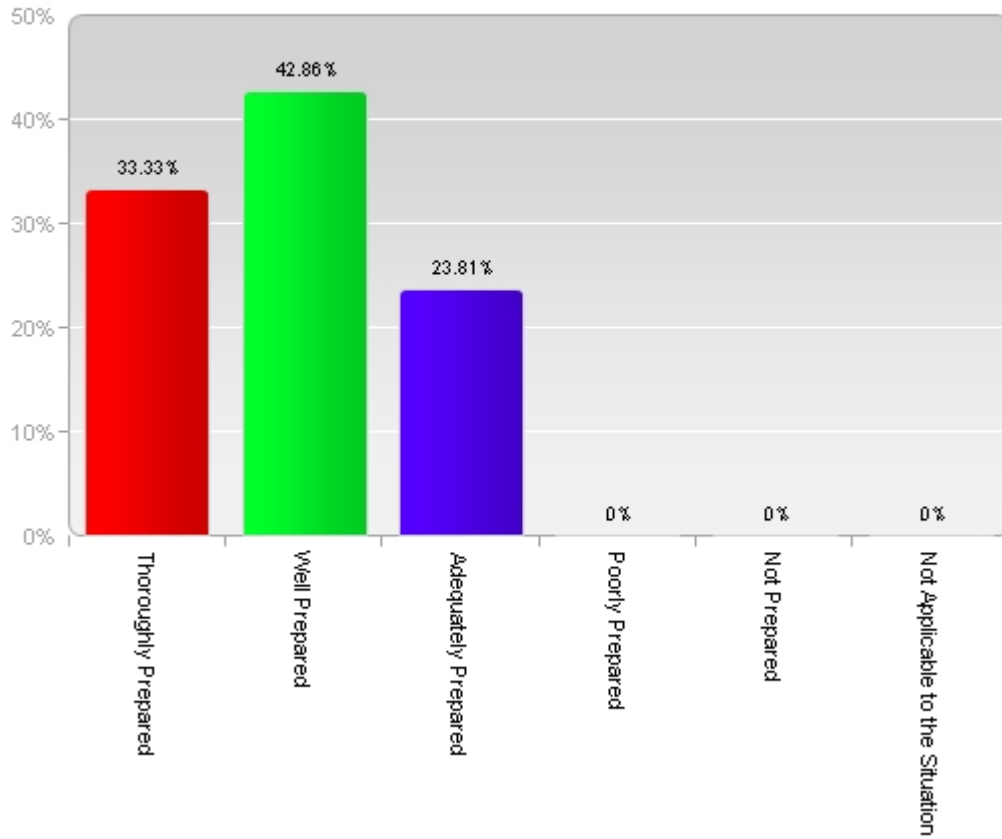
Q23. Please use the scale provided to indicate the degree to which you believe your teacher preparation program has prepared you in each of these general professional knowledge and practice areas. - Engaging Students in Critical Thinking and Problem Solving

Q23. Please use the scale provided to indicate the degree to which you believe your teacher preparation program has prepared you in each of these general professional knowledge and practice areas. - Engaging Students in Critical Thinking and Problem Solving



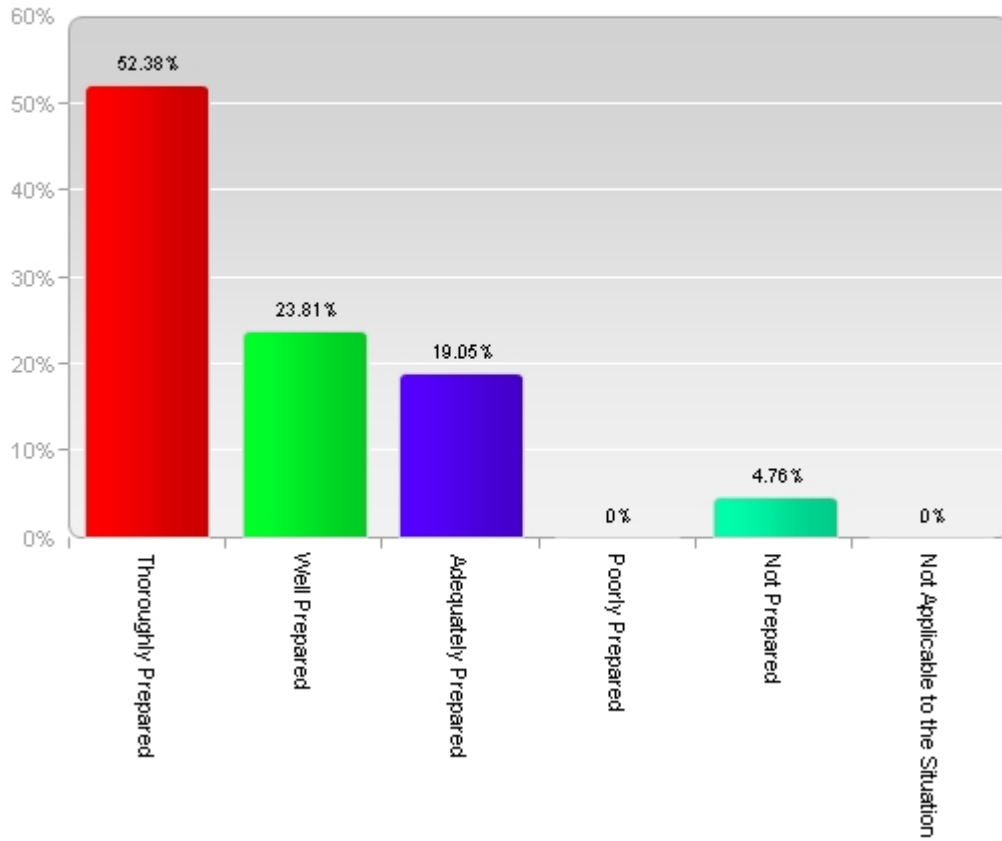
Q24. Please use the scale provided to indicate the degree to which you believe your teacher preparation program has prepared you in each of these general professional knowledge and practice areas. - Use of Formative and Summative Assessment to Impact Teaching and Learning

Q24. Please use the scale provided to indicate the degree to which you believe your teacher preparation program has prepared you in each of these general professional knowledge and practice areas. - Use of Formative and Summative Assessment to Impact Teaching and Learning



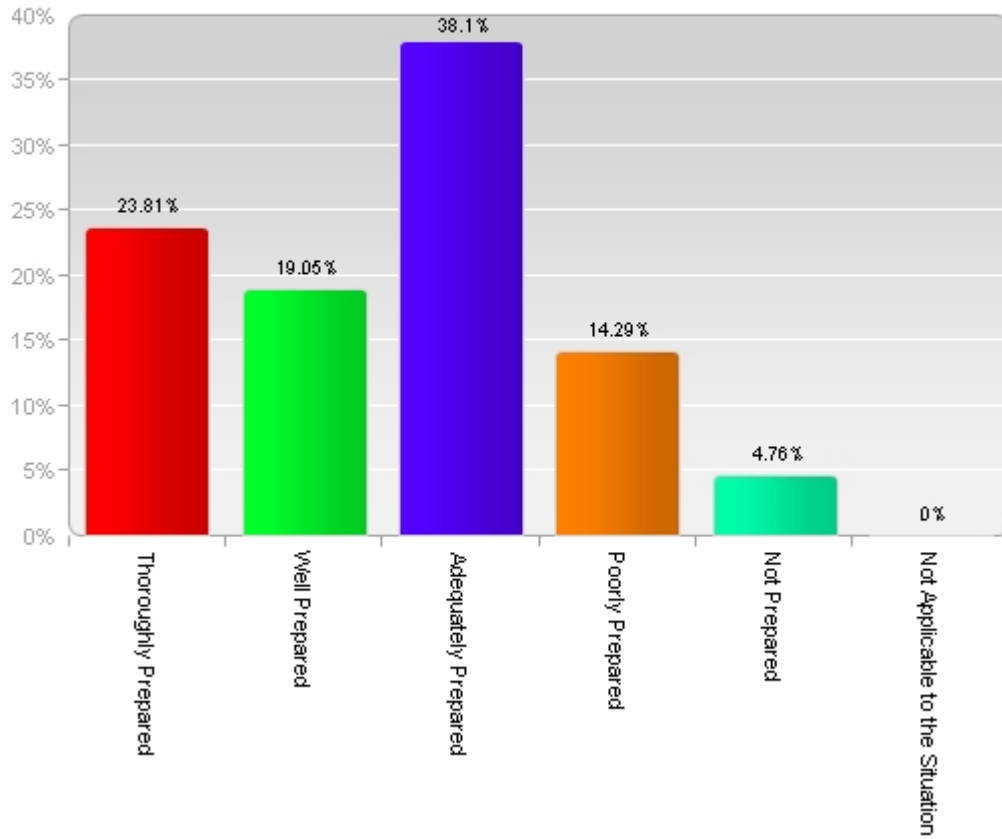
Q25. Please use the scale provided to indicate the degree to which you believe your teacher preparation program has prepared you in each of these general professional knowledge and practice areas. - Creating a Positive Classroom Environment

Q25. Please use the scale provided to indicate the degree to which you believe your teacher preparation program has prepared you in each of these general professional knowledge and practice areas. - Creating a Positive Classroom Environment



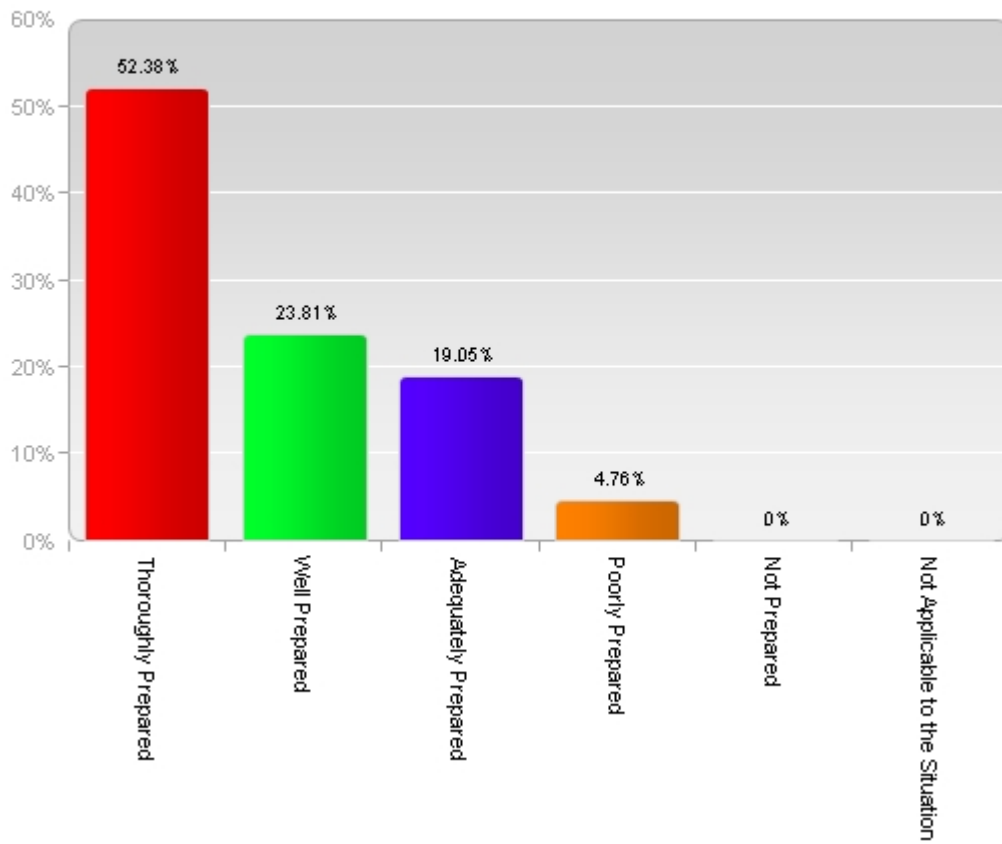
Q26. Please use the scale provided to indicate the degree to which you believe your teacher preparation program has prepared you in each of these general professional knowledge and practice areas. - Managing Classroom Behaviors

Q26. Please use the scale provided to indicate the degree to which you believe your teacher preparation program has prepared you in each of these general professional knowledge and practice areas. - Managing Classroom Behaviors



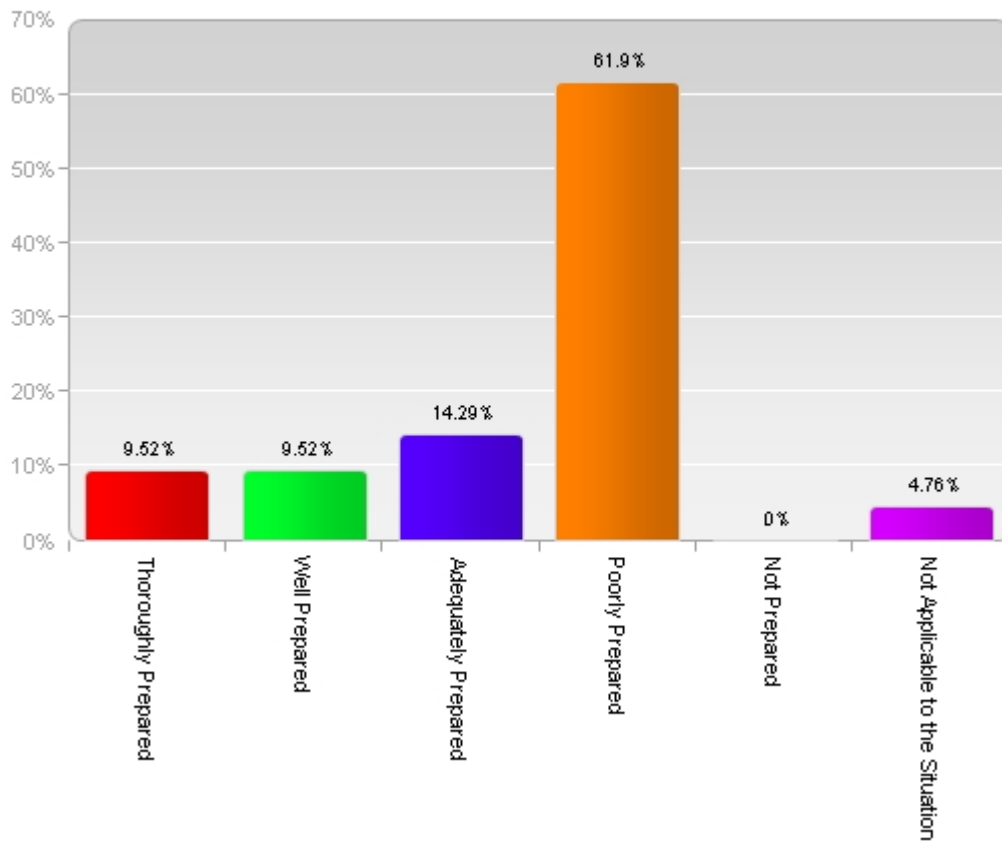
Q27. Please use the scale provided to indicate the degree to which you believe your teacher preparation program has prepared you in each of these general professional knowledge and practice areas. - Use of Technology to Aid in Student Learning

Q27. Please use the scale provided to indicate the degree to which you believe your teacher preparation program has prepared you in each of these general professional knowledge and practice areas. - Use of Technology to Aid in Student Learning



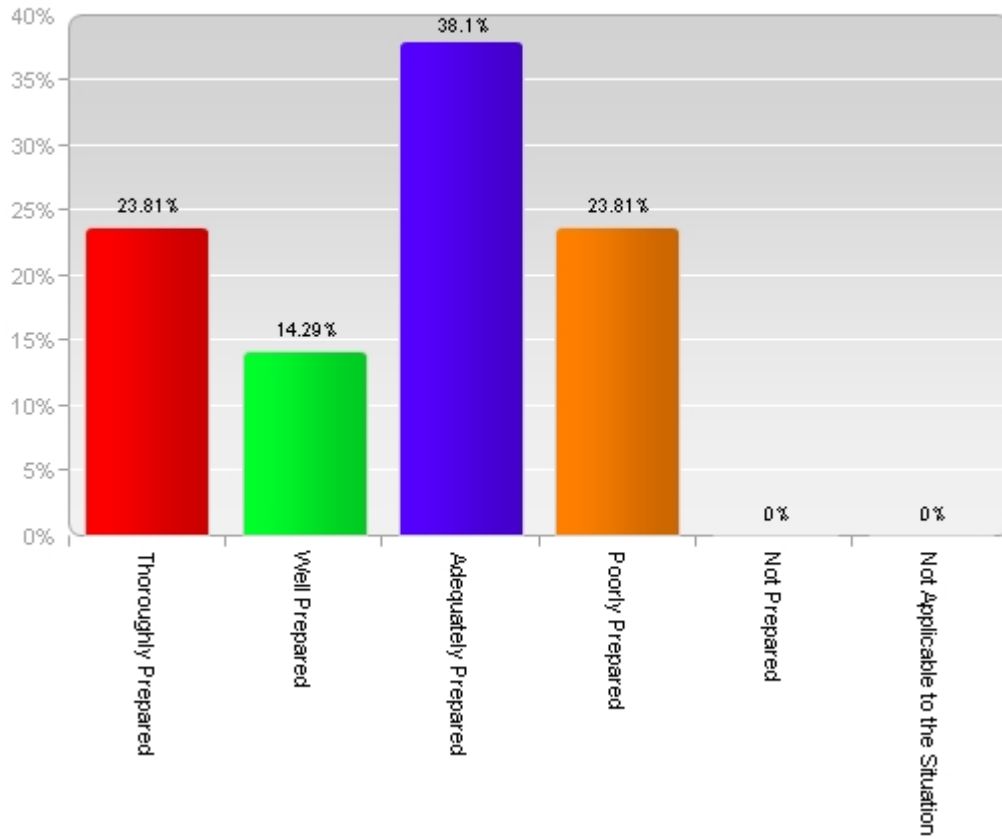
Q28. Please use the scale provided to indicate the degree to which you believe your teacher preparation program has prepared you in each of these general professional knowledge and practice areas. - Teaching English Language Learners

Q28. Please use the scale provided to indicate the degree to which you believe your teacher preparation program has prepared you in each of these general professional knowledge and practice areas. - Teaching English Language Learners



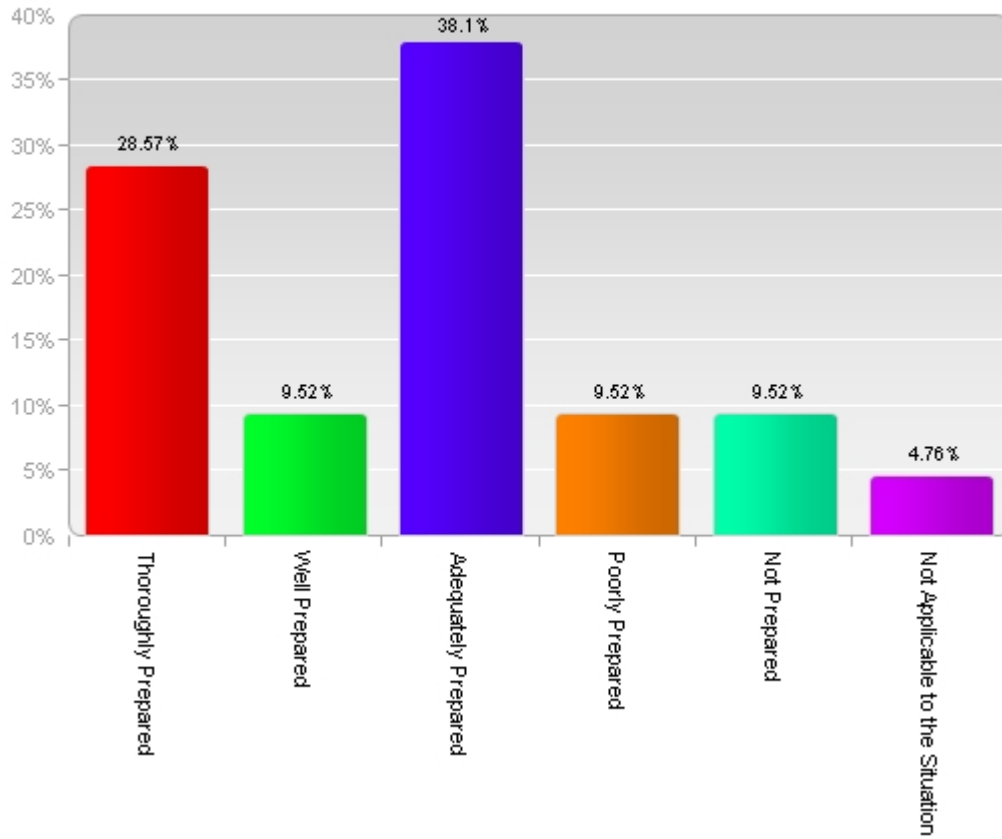
Q29. Please use the scale provided to indicate the degree to which you believe your teacher preparation program has prepared you in each of these general professional knowledge and practice areas. - Teaching Students of Diverse Backgrounds

Q29. Please use the scale provided to indicate the degree to which you believe your teacher preparation program has prepared you in each of these general professional knowledge and practice areas. - Teaching Students of Diverse Backgrounds



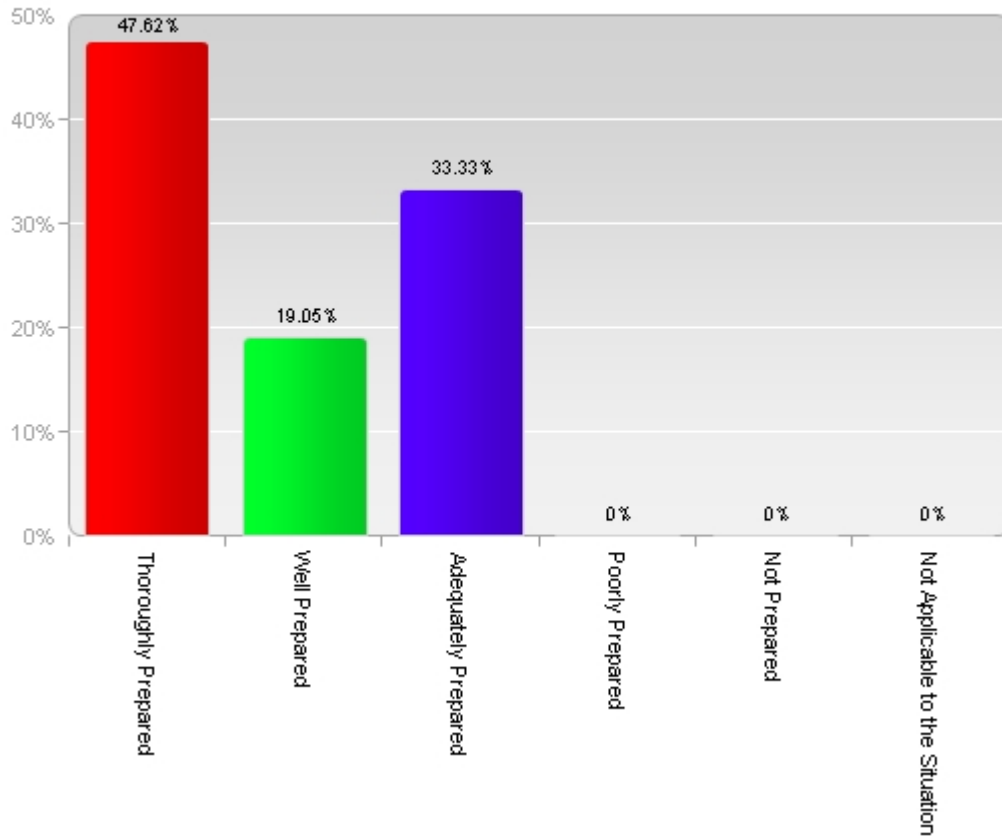
Q30. Please use the scale provided to indicate the degree to which you believe your teacher preparation program has prepared you in each of these general professional knowledge and practice areas. - Teaching Students with Special Needs

Q30. Please use the scale provided to indicate the degree to which you believe your teacher preparation program has prepared you in each of these general professional knowledge and practice areas. - Teaching Students with Special Needs



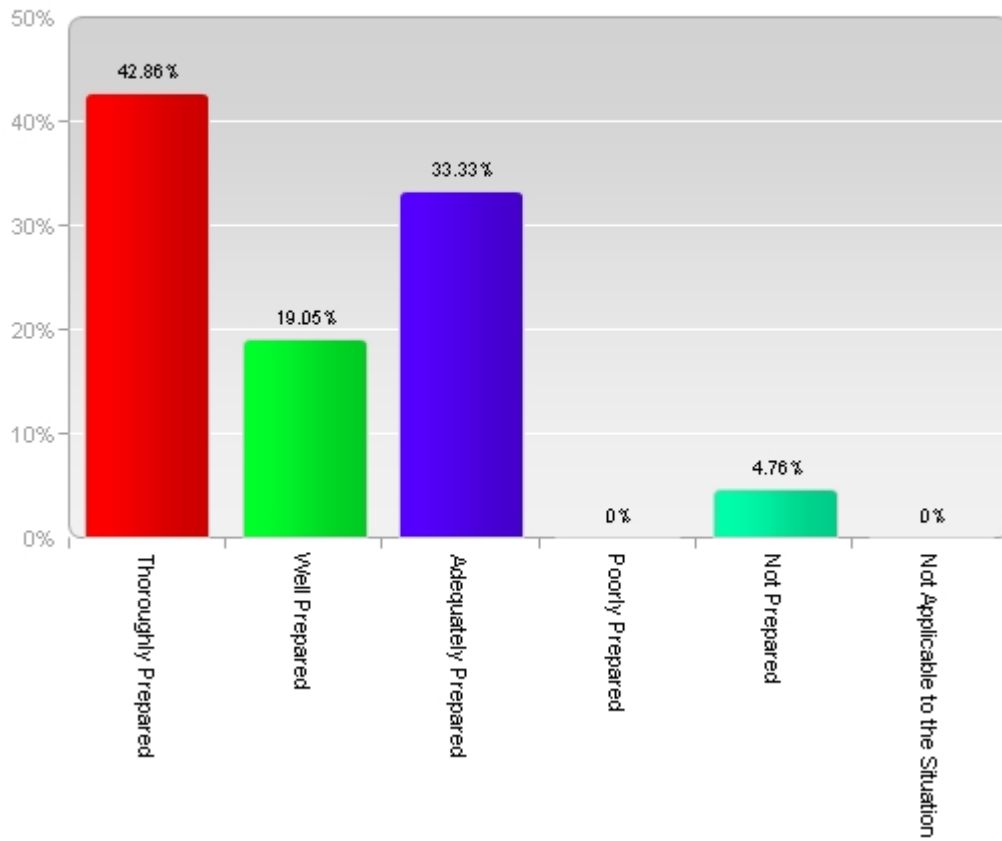
Q31. Please use the scale provided to indicate the degree to which you believe your teacher preparation program has prepared you in each of these general professional knowledge and practice areas. - Flexibility and Responsiveness to Student Needs

Q31. Please use the scale provided to indicate the degree to which you believe your teacher preparation program has prepared you in each of these general professional knowledge and practice areas. - Flexibility and Responsiveness to Student Needs



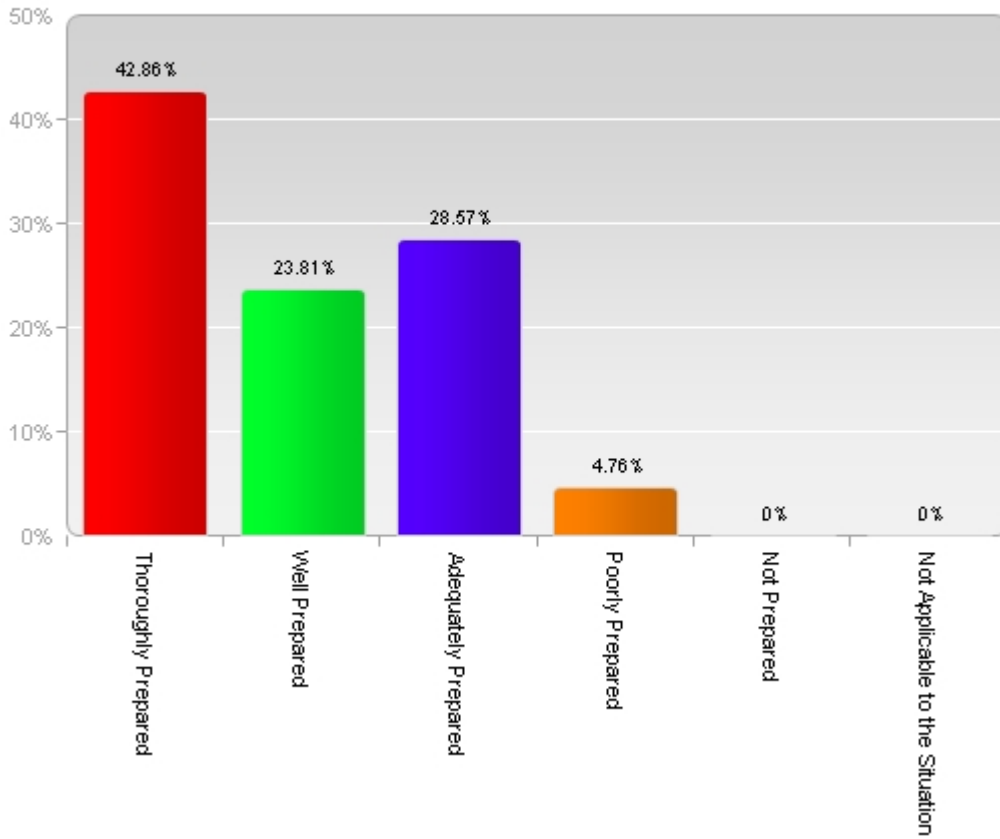
Q32. Please use the scale provided to indicate the degree to which you believe your teacher preparation program has prepared you in each of these general professional knowledge and practice areas. - Effective Communication with Students, Colleagues, and Families

Q32. Please use the scale provided to indicate the degree to which you believe your teacher preparation program has prepared you in each of these general professional knowledge and practice areas. - Effective Communication with Students, Colleagues, and Families



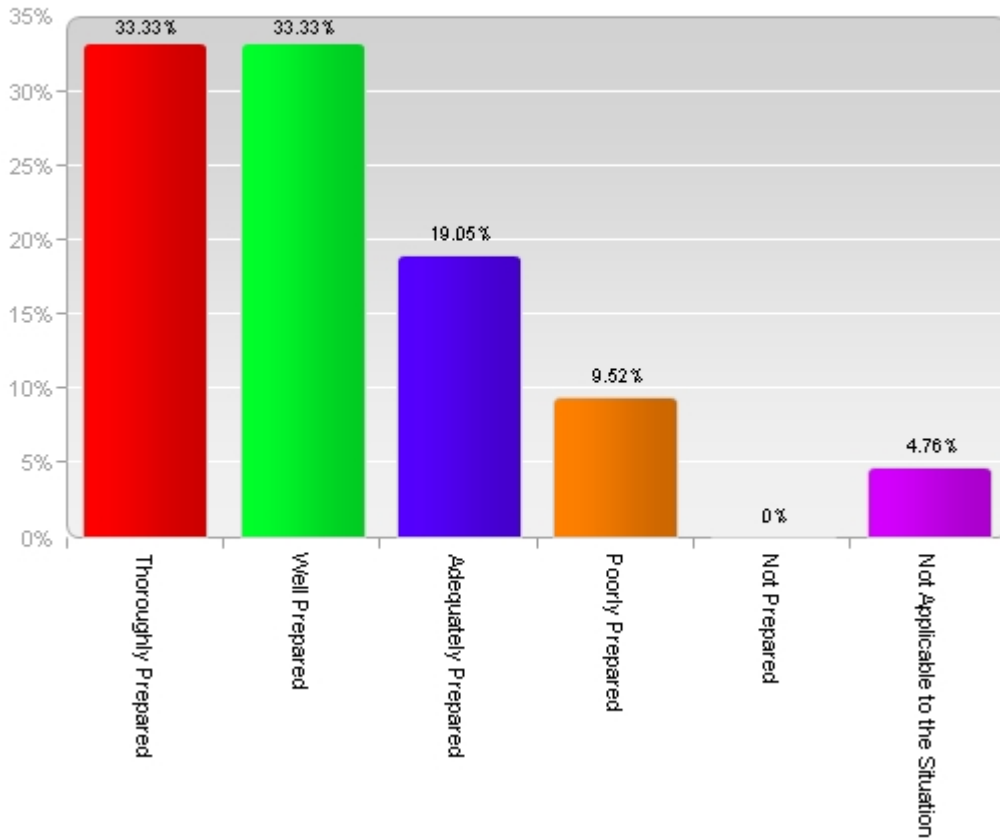
Q33. Please use the scale provided to indicate the degree to which you believe your teacher preparation program has prepared you in each of these general professional knowledge and practice areas. - Engaging in Reflection on Teaching and Learning

Q33. Please use the scale provided to indicate the degree to which you believe your teacher preparation program has prepared you in each of these general professional knowledge and practice areas. - Engaging in Reflection on Teaching and Learning



Q34. Please use the scale provided to indicate the degree to which you believe your teacher preparation program has prepared you in each of these general professional knowledge and practice areas. - Engaging in Ongoing Professional Learning






Q34. Please use the scale provided to indicate the degree to which you believe your teacher preparation program has prepared you in each of these general professional knowledge and practice areas. - Engaging in Ongoing Professional Learning








Q35. Program of Licensure completed at CUP

Count	Percent		
4	19.05%	<div style="width: 19.05%; height: 10px; background-color: red;"></div>	Early Childhood (PreK-4)
3	14.29%	<div style="width: 14.29%; height: 10px; background-color: red;"></div>	Early Childhood (PreK-4) / Special Education (PreK-8)
2	9.52%	<div style="width: 9.52%; height: 10px; background-color: red;"></div>	Special Education (PK-12)
2	9.52%	<div style="width: 9.52%; height: 10px; background-color: red;"></div>	Intervention Specialist (PreK-8 / 7-12 / Reading)
2	9.52%	<div style="width: 9.52%; height: 10px; background-color: red;"></div>	Secondary - Math
1	4.76%	<div style="width: 4.76%; height: 10px; background-color: red;"></div>	Secondary - Science
4	19.05%	<div style="width: 19.05%; height: 10px; background-color: red;"></div>	Secondary - Social Studies
3	14.29%	<div style="width: 14.29%; height: 10px; background-color: red;"></div>	Secondary - English
0	0.00%	<div style="width: 0%; height: 10px; background-color: red;"></div>	Middle Level (grades 4-8)
0	0.00%	<div style="width: 0%; height: 10px; background-color: red;"></div>	Reading Specialist
21	Respondents		






Q36. Please rate your satisfaction with the Early Childhood program on the preparing you to meet the following standards. - Knowing and understanding young children's characteristics and needs, from birth through age 8.

Count	Percent		
2	50.00%		Thoroughly Prepared
1	25.00%		Well Prepared
1	25.00%		Adequately Prepared
0	0.00%		Poorly Prepared
0	0.00%		Not Prepared
4 Respondents			


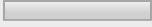



Q37. Please rate your satisfaction with the Early Childhood program on the preparing you to meet the following standards. - Knowing and understanding the multiple influences on early development and learning

Count	Percent		
3	75.00%		Thoroughly Prepared
1	25.00%		Well Prepared
0	0.00%		Adequately Prepared
0	0.00%		Poorly Prepared
0	0.00%		Not Prepared
4 Respondents			






Q38. Please rate your satisfaction with the Early Childhood program on the preparing you to meet the following standards. - Using developmental knowledge to create healthy, respectful, supportive, and challenging learning environments for young children

Count	Percent		
3	75.00%		Thoroughly Prepared
1	25.00%		Well Prepared
0	0.00%		Adequately Prepared
0	0.00%		Poorly Prepared
0	0.00%		Not Prepared
4 Respondents			






Q39. Please rate your satisfaction with the Early Childhood program on the preparing you to meet the following standards. - Knowing about and understanding diverse family and community characteristics

Count	Percent		
3	75.00%		Thoroughly Prepared
0	0.00%		Well Prepared
1	25.00%		Adequately Prepared
0	0.00%		Poorly Prepared
0	0.00%		Not Prepared
4 Respondents			






Q40. Please rate your satisfaction with the Early Childhood program on the preparing you to meet the following standards. - Supporting and engaging families and communities through respectful, reciprocal relationships

Count	Percent		
3	75.00%		Thoroughly Prepared
0	0.00%		Well Prepared
1	25.00%		Adequately Prepared
0	0.00%		Poorly Prepared
0	0.00%		Not Prepared
4	Respondents		






Q41. Please rate your satisfaction with the Early Childhood program on the preparing you to meet the following standards. - Involving families and communities in young children's development and learning

Count	Percent		
3	75.00%		Thoroughly Prepared
0	0.00%		Well Prepared
1	25.00%		Adequately Prepared
0	0.00%		Poorly Prepared
0	0.00%		Not Prepared
4	Respondents		






Q42. Please rate your satisfaction with the Early Childhood program on the preparing you to meet the following standards. - Understanding the goals, benefits, and uses of assessment - including its use in development of appropriate goals, curriculum, and teaching strategies for young children

Count	Percent		
2	50.00%		Thoroughly Prepared
2	50.00%		Well Prepared
0	0.00%		Adequately Prepared
0	0.00%		Poorly Prepared
0	0.00%		Not Prepared
4	Respondents		






Q43. Please rate your satisfaction with the Early Childhood program on the preparing you to meet the following standards. - Knowing about and using observation, documentation, and other appropriate assessment tools and approaches, including the use of technology in documentation, assessment and data collection.

Count	Percent		
2	50.00%		Thoroughly Prepared
2	50.00%		Well Prepared
0	0.00%		Adequately Prepared
0	0.00%		Poorly Prepared
0	0.00%		Not Prepared
4	Respondents		






Q44. Please rate your satisfaction with the Early Childhood program on the preparing you to meet the following standards. - Understanding and practicing responsible assessment to promote positive outcomes for each child, including the use of assistive technology for children with disabilities.

Count	Percent		
2	50.00%		Thoroughly Prepared
2	50.00%		Well Prepared
0	0.00%		Adequately Prepared
0	0.00%		Poorly Prepared
0	0.00%		Not Prepared
4 Respondents			






Q45. Please rate your satisfaction with the Early Childhood program on the preparing you to meet the following standards. - Knowing about assessment partnerships with families and with professional colleagues to build effective learning environments

Count	Percent		
2	50.00%		Thoroughly Prepared
2	50.00%		Well Prepared
0	0.00%		Adequately Prepared
0	0.00%		Poorly Prepared
0	0.00%		Not Prepared
4 Respondents			






Q46. Please rate your satisfaction with the Early Childhood program on the preparing you to meet the following standards. - Understanding positive relationships and supportive interactions as the foundation of their work with young children

Count	Percent		
2	50.00%		Thoroughly Prepared
2	50.00%		Well Prepared
0	0.00%		Adequately Prepared
0	0.00%		Poorly Prepared
0	0.00%		Not Prepared
4 Respondents			


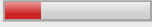



Q47. Please rate your satisfaction with the Early Childhood program on the preparing you to meet the following standards. - Knowing and understanding effective strategies and tools for early education, including appropriate uses of technology

Count	Percent		
2	50.00%		Thoroughly Prepared
2	50.00%		Well Prepared
0	0.00%		Adequately Prepared
0	0.00%		Poorly Prepared
0	0.00%		Not Prepared
4 Respondents			






Q48. Please rate your satisfaction with the Early Childhood program on the preparing you to meet the following standards. - Using a broad repertoire of developmentally appropriate teaching /learning approaches

Count	Percent		
3	75.00%		Thoroughly Prepared
1	25.00%		Well Prepared
0	0.00%		Adequately Prepared
0	0.00%		Poorly Prepared
0	0.00%		Not Prepared
4	Respondents		






Q49. Please rate your satisfaction with the Early Childhood program on the preparing you to meet the following standards. - Reflecting on own practice to promote positive outcomes for each child

Count	Percent		
3	75.00%		Thoroughly Prepared
1	25.00%		Well Prepared
0	0.00%		Adequately Prepared
0	0.00%		Poorly Prepared
0	0.00%		Not Prepared
4	Respondents		






Q50. Please rate your satisfaction with the Early Childhood program on the preparing you to meet the following standards. - Understanding content knowledge and resources in academic disciplines: language and literacy; the arts - music, creative movement, dance, drama, visual arts; mathematics; science, physical activity, physical education, health and safety; and social studies.

Count	Percent		
2	50.00%		Thoroughly Prepared
2	50.00%		Well Prepared
0	0.00%		Adequately Prepared
0	0.00%		Poorly Prepared
0	0.00%		Not Prepared
4	Respondents		



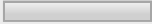


Q51. Please rate your satisfaction with the Early Childhood program on the preparing you to meet the following standards. - Knowing and using the central concepts, inquiry tools, and structures of content areas or academic disciplines

Count	Percent		
2	50.00%		Thoroughly Prepared
2	50.00%		Well Prepared
0	0.00%		Adequately Prepared
0	0.00%		Poorly Prepared
0	0.00%		Not Prepared
4	Respondents		






Q52. Please rate your satisfaction with the Early Childhood program on the preparing you to meet the following standards. - Using own knowledge, appropriate early learning standards, and other resources to design, implement, and evaluate developmentally meaningful and challenging curriculum for each child

Count	Percent		
3	75.00%		Thoroughly Prepared
1	25.00%		Well Prepared
0	0.00%		Adequately Prepared
0	0.00%		Poorly Prepared
0	0.00%		Not Prepared
4	Respondents		






Q53. Please rate your satisfaction with the Early Childhood program on the preparing you to meet the following standards. - Identifying and involving oneself with the early childhood field

Count	Percent		
3	75.00%		Thoroughly Prepared
1	25.00%		Well Prepared
0	0.00%		Adequately Prepared
0	0.00%		Poorly Prepared
0	0.00%		Not Prepared
4	Respondents		






Q54. Please rate your satisfaction with the Early Childhood program on the preparing you to meet the following standards. - Knowing about and upholding ethical standards and other early childhood professional guidelines

Count	Percent		
3	75.00%		Thoroughly Prepared
1	25.00%		Well Prepared
0	0.00%		Adequately Prepared
0	0.00%		Poorly Prepared
0	0.00%		Not Prepared
4	Respondents		


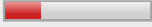



Q55. Please rate your satisfaction with the Early Childhood program on the preparing you to meet the following standards. - Engaging in continuous, collaborative learning to inform practice; using technology effectively with young children, with peers, and as a professional resource.

Count	Percent		
3	75.00%		Thoroughly Prepared
1	25.00%		Well Prepared
0	0.00%		Adequately Prepared
0	0.00%		Poorly Prepared
0	0.00%		Not Prepared
4	Respondents		


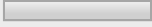



Q56. Please rate your satisfaction with the Early Childhood program on the preparing you to meet the following standards. - Integrating knowledgeable, reflective, and critical perspectives on early education

Count	Percent		
2	50.00%		Thoroughly Prepared
2	50.00%		Well Prepared
0	0.00%		Adequately Prepared
0	0.00%		Poorly Prepared
0	0.00%		Not Prepared
4 Respondents			


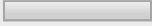



Q57. Please rate your satisfaction with the Early Childhood program on the preparing you to meet the following standards. - Engaging in informed advocacy for young children and the early childhood profession

Count	Percent		
2	50.00%		Thoroughly Prepared
1	25.00%		Well Prepared
1	25.00%		Adequately Prepared
0	0.00%		Poorly Prepared
0	0.00%		Not Prepared
4 Respondents			






Q58. Please rate your satisfaction with the Early Childhood program on the preparing you to meet the following standards. - Opportunities to observe and practice in at least two of the three early childhood age groups (birth - age 3, 3-5, 5-8)

Count	Percent		
2	50.00%		Thoroughly Prepared
0	0.00%		Well Prepared
1	25.00%		Adequately Prepared
1	25.00%		Poorly Prepared
0	0.00%		Not Prepared
4 Respondents			






Q59. Please rate your satisfaction with the Early Childhood program on the preparing you to meet the following standards. - Opportunities to observe and practice in at least two of the four main types of early education settings (early school grades, child care centers, family and home-based child care settings, and Head Start or equivalent programs)

Count	Percent		
3	75.00%		Thoroughly Prepared
0	0.00%		Well Prepared
0	0.00%		Adequately Prepared
1	25.00%		Poorly Prepared
0	0.00%		Not Prepared
4 Respondents			


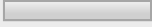



Q60. Please indicate how successfully your Special Education program prepared you in the following High Leverage Practices. - Collaborate with professionals to increase student success

Count	Percent		
2	66.67%		Thoroughly Prepared
0	0.00%		Well Prepared
1	33.33%		Adequately Prepared
0	0.00%		Poorly Prepared
0	0.00%		Not Prepared
3 Respondents			


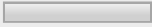



Q61. Please indicate how successfully your Special Education program prepared you in the following High Leverage Practices. - Organize and facilitate effective meetings with professionals and families.

Count	Percent		
2	66.67%		Thoroughly Prepared
0	0.00%		Well Prepared
1	33.33%		Adequately Prepared
0	0.00%		Poorly Prepared
0	0.00%		Not Prepared
3 Respondents			






Q62. Please indicate how successfully your Special Education program prepared you in the following High Leverage Practices. - Collaborate with families to support student learning and secure needed services

Count	Percent		
2	66.67%		Thoroughly Prepared
0	0.00%		Well Prepared
1	33.33%		Adequately Prepared
0	0.00%		Poorly Prepared
0	0.00%		Not Prepared
3 Respondents			






Q63. Please indicate how successfully your Special Education program prepared you in the following High Leverage Practices. - Use multiple sources of information to develop a comprehensive understanding of a student's strengths and needs

Count	Percent		
2	66.67%		Thoroughly Prepared
0	0.00%		Well Prepared
1	33.33%		Adequately Prepared
0	0.00%		Poorly Prepared
0	0.00%		Not Prepared
3 Respondents			






Q64. Please indicate how successfully your Special Education program prepared you in the following High Leverage Practices. - Interpret and communicate assessment information with stakeholders to collaboratively design and implement educational programs.

Count	Percent		
2	66.67%		Thoroughly Prepared
0	0.00%		Well Prepared
1	33.33%		Adequately Prepared
0	0.00%		Poorly Prepared
0	0.00%		Not Prepared
3 Respondents			


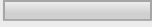



Q65. Please indicate how successfully your Special Education program prepared you in the following High Leverage Practices. - Use student assessment data, analyze instructional practices, and make necessary adjustments that improve student outcomes.

Count	Percent		
2	66.67%		Thoroughly Prepared
0	0.00%		Well Prepared
1	33.33%		Adequately Prepared
0	0.00%		Poorly Prepared
0	0.00%		Not Prepared
3 Respondents			






Q66. Please indicate how successfully your Special Education program prepared you in the following High Leverage Practices. - Establish a consistent, organized, and respectful learning environment

Count	Percent		
2	66.67%		Thoroughly Prepared
0	0.00%		Well Prepared
1	33.33%		Adequately Prepared
0	0.00%		Poorly Prepared
0	0.00%		Not Prepared
3 Respondents			






Q67. Please indicate how successfully your Special Education program prepared you in the following High Leverage Practices. - Provide positive and constructive feedback to guide students' learning and behavior

Count	Percent		
2	66.67%		Thoroughly Prepared
0	0.00%		Well Prepared
1	33.33%		Adequately Prepared
0	0.00%		Poorly Prepared
0	0.00%		Not Prepared
3 Respondents			






Q68. Please indicate how successfully your Special Education program prepared you in the following High Leverage Practices. - Teach social behaviors

Count	Percent		
2	66.67%		Thoroughly Prepared
0	0.00%		Well Prepared
1	33.33%		Adequately Prepared
0	0.00%		Poorly Prepared
0	0.00%		Not Prepared
3 Respondents			


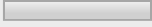



Q69. Please indicate how successfully your Special Education program prepared you in the following High Leverage Practices. - Conduct functional behavioral assessments to develop individual student behavior support plans

Count	Percent		
2	66.67%		Thoroughly Prepared
0	0.00%		Well Prepared
1	33.33%		Adequately Prepared
0	0.00%		Poorly Prepared
0	0.00%		Not Prepared
3 Respondents			






Q70. Please indicate how successfully your Special Education program prepared you in the following High Leverage Practices. - Identify and prioritize long- and short-term learning goals.

Count	Percent		
2	66.67%		Thoroughly Prepared
0	0.00%		Well Prepared
1	33.33%		Adequately Prepared
0	0.00%		Poorly Prepared
0	0.00%		Not Prepared
3 Respondents			


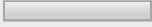



Q71. Please indicate how successfully your Special Education program prepared you in the following High Leverage Practices. - Systematically design instruction toward a specific learning goal

Count	Percent		
2	66.67%		Thoroughly Prepared
0	0.00%		Well Prepared
1	33.33%		Adequately Prepared
0	0.00%		Poorly Prepared
0	0.00%		Not Prepared
3 Respondents			






Q72. Please indicate how successfully your Special Education program prepared you in the following High Leverage Practices. - Adapt curriculum tasks and materials for specific learning goals.

Count	Percent		
2	66.67%		Thoroughly Prepared
0	0.00%		Well Prepared
1	33.33%		Adequately Prepared
0	0.00%		Poorly Prepared
0	0.00%		Not Prepared
3 Respondents			






Q73. Please indicate how successfully your Special Education program prepared you in the following High Leverage Practices. - Teach cognitive and metacognitive strategies to support learning and independence.

Count	Percent		
2	66.67%		Thoroughly Prepared
0	0.00%		Well Prepared
1	33.33%		Adequately Prepared
0	0.00%		Poorly Prepared
0	0.00%		Not Prepared
3 Respondents			



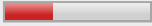
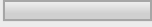

Q74. Please indicate how successfully your Special Education program prepared you in the following High Leverage Practices. - Provide scaffolded supports.

Count	Percent		
2	66.67%		Thoroughly Prepared
0	0.00%		Well Prepared
1	33.33%		Adequately Prepared
0	0.00%		Poorly Prepared
0	0.00%		Not Prepared
3 Respondents			






Q75. Please indicate how successfully your Special Education program prepared you in the following High Leverage Practices. - Use explicit instruction

Count	Percent		
2	66.67%		Thoroughly Prepared
0	0.00%		Well Prepared
1	33.33%		Adequately Prepared
0	0.00%		Poorly Prepared
0	0.00%		Not Prepared
3 Respondents			






Q76. Please indicate how successfully your Special Education program prepared you in the following High Leverage Practices. - Use flexible grouping

Count	Percent		
2	66.67%		Thoroughly Prepared
0	0.00%		Well Prepared
1	33.33%		Adequately Prepared
0	0.00%		Poorly Prepared
0	0.00%		Not Prepared
3 Respondents			






Q77. Please indicate how successfully your Special Education program prepared you in the following High Leverage Practices. - Use strategies to promote active student engagement

Count	Percent		
2	66.67%		Thoroughly Prepared
0	0.00%		Well Prepared
1	33.33%		Adequately Prepared
0	0.00%		Poorly Prepared
0	0.00%		Not Prepared
3 Respondents			


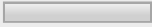



Q78. Please indicate how successfully your Special Education program prepared you in the following High Leverage Practices. - Use assistive and instructional technologies

Count	Percent		
2	66.67%		Thoroughly Prepared
0	0.00%		Well Prepared
1	33.33%		Adequately Prepared
0	0.00%		Poorly Prepared
0	0.00%		Not Prepared
3 Respondents			






Q79. Please indicate how successfully your Special Education program prepared you in the following High Leverage Practices. - Provide intensive instruction.

Count	Percent		
2	66.67%		Thoroughly Prepared
0	0.00%		Well Prepared
1	33.33%		Adequately Prepared
0	0.00%		Poorly Prepared
0	0.00%		Not Prepared
3 Respondents			






Q80. Please indicate how successfully your Special Education program prepared you in the following High Leverage Practices. - Teach students to maintain and generalize new learning across time and settings.

Count	Percent		
2	66.67%		Thoroughly Prepared
0	0.00%		Well Prepared
1	33.33%		Adequately Prepared
0	0.00%		Poorly Prepared
0	0.00%		Not Prepared
3 Respondents			


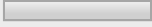



Q81. Please indicate how successfully your Special Education program prepared you in the following High Leverage Practices. - Provide positive and constructive feedback to guide students' learning and behavior.

Count	Percent		
2	66.67%		Thoroughly Prepared
0	0.00%		Well Prepared
1	33.33%		Adequately Prepared
0	0.00%		Poorly Prepared
0	0.00%		Not Prepared
3 Respondents			


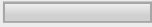



Q82. Please indicate how successfully your Special Education program prepared you in the following High Leverage Practices. - Collaborate with professionals to increase student success

Count	Percent		
2	100.00%		Thoroughly Prepared
0	0.00%		Well Prepared
0	0.00%		Adequately Prepared
0	0.00%		Poorly Prepared
0	0.00%		Not Prepared
2 Respondents			






Q83. Please indicate how successfully your Special Education program prepared you in the following High Leverage Practices. - Organize and facilitate effective meetings with professionals and families.

Count	Percent		
2	100.00%		Thoroughly Prepared
0	0.00%		Well Prepared
0	0.00%		Adequately Prepared
0	0.00%		Poorly Prepared
0	0.00%		Not Prepared
2 Respondents			






Q84. Please indicate how successfully your Special Education program prepared you in the following High Leverage Practices. - Collaborate with families to support student learning and secure needed services

Count	Percent		
2	100.00%		Thoroughly Prepared
0	0.00%		Well Prepared
0	0.00%		Adequately Prepared
0	0.00%		Poorly Prepared
0	0.00%		Not Prepared
2 Respondents			






Q85. Please indicate how successfully your Special Education program prepared you in the following High Leverage Practices. - Use multiple sources of information to develop a comprehensive understanding of a student's strengths and needs

Count	Percent		
2	100.00%		Thoroughly Prepared
0	0.00%		Well Prepared
0	0.00%		Adequately Prepared
0	0.00%		Poorly Prepared
0	0.00%		Not Prepared
2 Respondents			






Q86. Please indicate how successfully your Special Education program prepared you in the following High Leverage Practices. - Interpret and communicate assessment information with stakeholders to collaboratively design and implement educational programs.

Count	Percent		
2	100.00%		Thoroughly Prepared
0	0.00%		Well Prepared
0	0.00%		Adequately Prepared
0	0.00%		Poorly Prepared
0	0.00%		Not Prepared
2 Respondents			






Q87. Please indicate how successfully your Special Education program prepared you in the following High Leverage Practices. - Use student assessment data, analyze instructional practices, and make necessary adjustments that improve student outcomes.

Count	Percent		
1	50.00%		Thoroughly Prepared
1	50.00%		Well Prepared
0	0.00%		Adequately Prepared
0	0.00%		Poorly Prepared
0	0.00%		Not Prepared
2 Respondents			






Q88. Please indicate how successfully your Special Education program prepared you in the following High Leverage Practices. - Establish a consistent, organized, and respectful learning environment

Count	Percent		
1	50.00%		Thoroughly Prepared
1	50.00%		Well Prepared
0	0.00%		Adequately Prepared
0	0.00%		Poorly Prepared
0	0.00%		Not Prepared
2 Respondents			






Q89. Please indicate how successfully your Special Education program prepared you in the following High Leverage Practices. - Provide positive and constructive feedback to guide students' learning and behavior

Count	Percent		
1	50.00%		Thoroughly Prepared
1	50.00%		Well Prepared
0	0.00%		Adequately Prepared
0	0.00%		Poorly Prepared
0	0.00%		Not Prepared
2 Respondents			


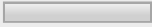



Q90. Please indicate how successfully your Special Education program prepared you in the following High Leverage Practices. - Teach social behaviors

Count	Percent		
1	50.00%		Thoroughly Prepared
1	50.00%		Well Prepared
0	0.00%		Adequately Prepared
0	0.00%		Poorly Prepared
0	0.00%		Not Prepared
2 Respondents			






Q91. Please indicate how successfully your Special Education program prepared you in the following High Leverage Practices. - Conduct functional behavioral assessments to develop individual student behavior support plans

Count	Percent		
1	50.00%		Thoroughly Prepared
1	50.00%		Well Prepared
0	0.00%		Adequately Prepared
0	0.00%		Poorly Prepared
0	0.00%		Not Prepared
2 Respondents			






Q92. Please indicate how successfully your Special Education program prepared you in the following High Leverage Practices. - Identify and prioritize long- and short-term learning goals.

Count	Percent		
2	100.00%		Thoroughly Prepared
0	0.00%		Well Prepared
0	0.00%		Adequately Prepared
0	0.00%		Poorly Prepared
0	0.00%		Not Prepared
2 Respondents			






Q93. Please indicate how successfully your Special Education program prepared you in the following High Leverage Practices. - Systematically design instruction toward a specific learning goal

Count	Percent		
1	50.00%		Thoroughly Prepared
1	50.00%		Well Prepared
0	0.00%		Adequately Prepared
0	0.00%		Poorly Prepared
0	0.00%		Not Prepared
2 Respondents			






Q94. Please indicate how successfully your Special Education program prepared you in the following High Leverage Practices. - Adapt curriculum tasks and materials for specific learning goals.

Count	Percent		
2	100.00%		Thoroughly Prepared
0	0.00%		Well Prepared
0	0.00%		Adequately Prepared
0	0.00%		Poorly Prepared
0	0.00%		Not Prepared
2 Respondents			






Q95. Please indicate how successfully your Special Education program prepared you in the following High Leverage Practices. - Teach cognitive and metacognitive strategies to support learning and independence.

Count	Percent		
1	50.00%		Thoroughly Prepared
1	50.00%		Well Prepared
0	0.00%		Adequately Prepared
0	0.00%		Poorly Prepared
0	0.00%		Not Prepared
2 Respondents			






Q96. Please indicate how successfully your Special Education program prepared you in the following High Leverage Practices. - Provide scaffolded supports.

Count	Percent		
1	50.00%		Thoroughly Prepared
1	50.00%		Well Prepared
0	0.00%		Adequately Prepared
0	0.00%		Poorly Prepared
0	0.00%		Not Prepared
2 Respondents			






Q97. Please indicate how successfully your Special Education program prepared you in the following High Leverage Practices. - Use explicit instruction

Count	Percent		
2	100.00%		Thoroughly Prepared
0	0.00%		Well Prepared
0	0.00%		Adequately Prepared
0	0.00%		Poorly Prepared
0	0.00%		Not Prepared
2 Respondents			






Q98. Please indicate how successfully your Special Education program prepared you in the following High Leverage Practices. - Use flexible grouping

Count	Percent		
2	100.00%		Thoroughly Prepared
0	0.00%		Well Prepared
0	0.00%		Adequately Prepared
0	0.00%		Poorly Prepared
0	0.00%		Not Prepared
2 Respondents			






Q99. Please indicate how successfully your Special Education program prepared you in the following High Leverage Practices. - Use strategies to promote active student engagement

Count	Percent		
1	50.00%		Thoroughly Prepared
1	50.00%		Well Prepared
0	0.00%		Adequately Prepared
0	0.00%		Poorly Prepared
0	0.00%		Not Prepared
2 Respondents			






Q100. Please indicate how successfully your Special Education program prepared you in the following High Leverage Practices. - Use assistive and instructional technologies

Count	Percent		
1	50.00%		Thoroughly Prepared
1	50.00%		Well Prepared
0	0.00%		Adequately Prepared
0	0.00%		Poorly Prepared
0	0.00%		Not Prepared
2 Respondents			






Q101. Please indicate how successfully your Special Education program prepared you in the following High Leverage Practices. - Provide intensive instruction.

Count	Percent		
1	50.00%		Thoroughly Prepared
1	50.00%		Well Prepared
0	0.00%		Adequately Prepared
0	0.00%		Poorly Prepared
0	0.00%		Not Prepared
2 Respondents			


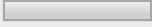



Q102. Please indicate how successfully your Special Education program prepared you in the following High Leverage Practices. - Teach students to maintain and generalize new learning across time and settings.

Count	Percent		
1	50.00%		Thoroughly Prepared
0	0.00%		Well Prepared
1	50.00%		Adequately Prepared
0	0.00%		Poorly Prepared
0	0.00%		Not Prepared
2 Respondents			


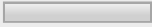



Q103. Please indicate how successfully your Special Education program prepared you in the following High Leverage Practices. - Provide positive and constructive feedback to guide students' learning and behavior.

Count	Percent		
2	100.00%		Thoroughly Prepared
0	0.00%		Well Prepared
0	0.00%		Adequately Prepared
0	0.00%		Poorly Prepared
0	0.00%		Not Prepared
2 Respondents			






Q104. Please rate your satisfaction with the Early Childhood program on the preparing you to meet the following standards. - Knowing and understanding young children's characteristics and needs, from birth through age 8.

Count	Percent		
2	100.00%		Thoroughly Prepared
0	0.00%		Well Prepared
0	0.00%		Adequately Prepared
0	0.00%		Poorly Prepared
0	0.00%		Not Prepared
2 Respondents			






Q105. Please rate your satisfaction with the Early Childhood program on the preparing you to meet the following standards. - Knowing and understanding the multiple influences on early development and learning

Count	Percent		
2	100.00%		Thoroughly Prepared
0	0.00%		Well Prepared
0	0.00%		Adequately Prepared
0	0.00%		Poorly Prepared
0	0.00%		Not Prepared
2 Respondents			


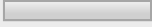



Q106. Please rate your satisfaction with the Early Childhood program on the preparing you to meet the following standards. - Using developmental knowledge to create healthy, respectful, supportive, and challenging learning environments for young children

Count	Percent		
2	100.00%		Thoroughly Prepared
0	0.00%		Well Prepared
0	0.00%		Adequately Prepared
0	0.00%		Poorly Prepared
0	0.00%		Not Prepared
2 Respondents			


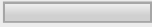



Q107. Please rate your satisfaction with the Early Childhood program on the preparing you to meet the following standards. - Knowing about and understanding diverse family and community characteristics

Count	Percent		
1	50.00%		Thoroughly Prepared
1	50.00%		Well Prepared
0	0.00%		Adequately Prepared
0	0.00%		Poorly Prepared
0	0.00%		Not Prepared
2 Respondents			






Q108. Please rate your satisfaction with the Early Childhood program on the preparing you to meet the following standards. - Supporting and engaging families and communities through respectful, reciprocal relationships

Count	Percent		
2	100.00%		Thoroughly Prepared
0	0.00%		Well Prepared
0	0.00%		Adequately Prepared
0	0.00%		Poorly Prepared
0	0.00%		Not Prepared
2 Respondents			






Q109. Please rate your satisfaction with the Early Childhood program on the preparing you to meet the following standards. - Involving families and communities in young children's development and learning

Count	Percent		
2	100.00%		Thoroughly Prepared
0	0.00%		Well Prepared
0	0.00%		Adequately Prepared
0	0.00%		Poorly Prepared
0	0.00%		Not Prepared
2 Respondents			


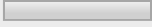



Q110. Please rate your satisfaction with the Early Childhood program on the preparing you to meet the following standards. - Understanding the goals, benefits, and uses of assessment - including its use in development of appropriate goals, curriculum, and teaching strategies for young children

Count	Percent		
1	50.00%		Thoroughly Prepared
1	50.00%		Well Prepared
0	0.00%		Adequately Prepared
0	0.00%		Poorly Prepared
0	0.00%		Not Prepared
2 Respondents			






Q111. Please rate your satisfaction with the Early Childhood program on the preparing you to meet the following standards. - Knowing about and using observation, documentation, and other appropriate assessment tools and approaches, including the use of technology in documentation, assessment and data collection.

Count	Percent		
2	100.00%		Thoroughly Prepared
0	0.00%		Well Prepared
0	0.00%		Adequately Prepared
0	0.00%		Poorly Prepared
0	0.00%		Not Prepared
2 Respondents			






Q112. Please rate your satisfaction with the Early Childhood program on the preparing you to meet the following standards. - Understanding and practicing responsible assessment to promote positive outcomes for each child, including the use of assistive technology for children with disabilities.

Count	Percent		
2	100.00%		Thoroughly Prepared
0	0.00%		Well Prepared
0	0.00%		Adequately Prepared
0	0.00%		Poorly Prepared
0	0.00%		Not Prepared
2 Respondents			






Q113. Please rate your satisfaction with the Early Childhood program on the preparing you to meet the following standards. - Knowing about assessment partnerships with families and with professional colleagues to build effective learning environments

Count	Percent		
1	50.00%		Thoroughly Prepared
0	0.00%		Well Prepared
1	50.00%		Adequately Prepared
0	0.00%		Poorly Prepared
0	0.00%		Not Prepared
2 Respondents			






Q114. Please rate your satisfaction with the Early Childhood program on the preparing you to meet the following standards. - Understanding positive relationships and supportive interactions as the foundation of their work with young children

Count	Percent		
1	50.00%		Thoroughly Prepared
1	50.00%		Well Prepared
0	0.00%		Adequately Prepared
0	0.00%		Poorly Prepared
0	0.00%		Not Prepared
2 Respondents			


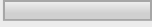



Q115. Please rate your satisfaction with the Early Childhood program on the preparing you to meet the following standards. - Knowing and understanding effective strategies and tools for early education, including appropriate uses of technology

Count	Percent		
1	50.00%		Thoroughly Prepared
1	50.00%		Well Prepared
0	0.00%		Adequately Prepared
0	0.00%		Poorly Prepared
0	0.00%		Not Prepared
2 Respondents			






Q116. Please rate your satisfaction with the Early Childhood program on the preparing you to meet the following standards. - Using a broad repertoire of developmentally appropriate teaching /learning approaches

Count	Percent		
2	100.00%		Thoroughly Prepared
0	0.00%		Well Prepared
0	0.00%		Adequately Prepared
0	0.00%		Poorly Prepared
0	0.00%		Not Prepared
2 Respondents			






Q117. Please rate your satisfaction with the Early Childhood program on the preparing you to meet the following standards. - Reflecting on own practice to promote positive outcomes for each child

Count	Percent		
2	100.00%		Thoroughly Prepared
0	0.00%		Well Prepared
0	0.00%		Adequately Prepared
0	0.00%		Poorly Prepared
0	0.00%		Not Prepared
2 Respondents			






Q118. Please rate your satisfaction with the Early Childhood program on the preparing you to meet the following standards. - Understanding content knowledge and resources in academic disciplines: language and literacy; the arts - music, creative movement, dance, drama, visual arts; mathematics; science, physical activity, physical education, health and safety; and social studies.

Count	Percent		
2	100.00%		Thoroughly Prepared
0	0.00%		Well Prepared
0	0.00%		Adequately Prepared
0	0.00%		Poorly Prepared
0	0.00%		Not Prepared
2	Respondents		






Q119. Please rate your satisfaction with the Early Childhood program on the preparing you to meet the following standards. - Knowing and using the central concepts, inquiry tools, and structures of content areas or academic disciplines

Count	Percent		
2	100.00%		Thoroughly Prepared
0	0.00%		Well Prepared
0	0.00%		Adequately Prepared
0	0.00%		Poorly Prepared
0	0.00%		Not Prepared
2	Respondents		






Q120. Please rate your satisfaction with the Early Childhood program on the preparing you to meet the following standards. - Using own knowledge, appropriate early learning standards, and other resources to design, implement, and evaluate developmentally meaningful and challenging curriculum for each child

Count	Percent		
2	100.00%		Thoroughly Prepared
0	0.00%		Well Prepared
0	0.00%		Adequately Prepared
0	0.00%		Poorly Prepared
0	0.00%		Not Prepared
2	Respondents		






Q121. Please rate your satisfaction with the Early Childhood program on the preparing you to meet the following standards. - Identifying and involving oneself with the early childhood field

Count	Percent		
1	50.00%		Thoroughly Prepared
1	50.00%		Well Prepared
0	0.00%		Adequately Prepared
0	0.00%		Poorly Prepared
0	0.00%		Not Prepared
2	Respondents		






Q122. Please rate your satisfaction with the Early Childhood program on the preparing you to meet the following standards. - Knowing about and upholding ethical standards and other early childhood professional guidelines

Count	Percent		
2	100.00%		Thoroughly Prepared
0	0.00%		Well Prepared
0	0.00%		Adequately Prepared
0	0.00%		Poorly Prepared
0	0.00%		Not Prepared
2 Respondents			






Q123. Please rate your satisfaction with the Early Childhood program on the preparing you to meet the following standards. - Engaging in continuous, collaborative learning to inform practice; using technology effectively with young children, with peers, and as a professional resource.

Count	Percent		
1	50.00%		Thoroughly Prepared
1	50.00%		Well Prepared
0	0.00%		Adequately Prepared
0	0.00%		Poorly Prepared
0	0.00%		Not Prepared
2 Respondents			






Q124. Please rate your satisfaction with the Early Childhood program on the preparing you to meet the following standards. - Integrating knowledgeable, reflective, and critical perspectives on early education

Count	Percent		
1	50.00%		Thoroughly Prepared
1	50.00%		Well Prepared
0	0.00%		Adequately Prepared
0	0.00%		Poorly Prepared
0	0.00%		Not Prepared
2 Respondents			






Q125. Please rate your satisfaction with the Early Childhood program on the preparing you to meet the following standards. - Engaging in informed advocacy for young children and the early childhood profession

Count	Percent		
2	100.00%		Thoroughly Prepared
0	0.00%		Well Prepared
0	0.00%		Adequately Prepared
0	0.00%		Poorly Prepared
0	0.00%		Not Prepared
2 Respondents			






Q126. Please rate your satisfaction with the Early Childhood program on the preparing you to meet the following standards. - Opportunities to observe and practice in at least two of the three early childhood age groups (birth - age 3, 3-5, 5-8)

Count	Percent		
1	50.00%		Thoroughly Prepared
1	50.00%		Well Prepared
0	0.00%		Adequately Prepared
0	0.00%		Poorly Prepared
0	0.00%		Not Prepared
2 Respondents			






Q127. Please rate your satisfaction with the Early Childhood program on the preparing you to meet the following standards. - Opportunities to observe and practice in at least two of the four main types of early education settings (early school grades, child care centers, family and home-based child care settings, and Head Start or equivalent programs)

Count	Percent		
2	100.00%		Thoroughly Prepared
0	0.00%		Well Prepared
0	0.00%		Adequately Prepared
0	0.00%		Poorly Prepared
0	0.00%		Not Prepared
2 Respondents			






Q128. Please indicate how successfully your Social Studies program prepared you in the following NCSS standards. - Demonstrate knowledge of social studies disciplines. Candidates are knowledgeable of disciplinary concepts, facts, and tools; structures of inquiry; and forms of representation

Count	Percent		
2	50.00%		Thoroughly Prepared
2	50.00%		Well Prepared
0	0.00%		Adequately Prepared
0	0.00%		Poorly Prepared
0	0.00%		Not Prepared
4 Respondents			

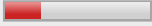




Q129. Please indicate how successfully your Social Studies program prepared you in the following NCSS standards. - Plan learning sequences that leverage social studies knowledge and literacies, technology, and theory and research to support the civic competence of learners.

Count	Percent		
2	50.00%		Thoroughly Prepared
1	25.00%		Well Prepared
1	25.00%		Adequately Prepared
0	0.00%		Poorly Prepared
0	0.00%		Not Prepared
4 Respondents			


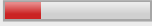



Q130. Please indicate how successfully your Social Studies program prepared you in the following NCSS standards. - Design and implement instruction and authentic assessments, informed by data literacy and learner self-assessment, that promote civic competence.

Count	Percent		
2	50.00%		Thoroughly Prepared
0	0.00%		Well Prepared
2	50.00%		Adequately Prepared
0	0.00%		Poorly Prepared
0	0.00%		Not Prepared
4 Respondents			



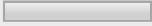


Q131. Please indicate how successfully your Social Studies program prepared you in the following NCSS standards. - Use knowledge of learners to plan and implement relevant and responsive pedagogy, create collaborative and interdisciplinary learning environments, and prepare learners to be informed advocates for an inclusive and equitable society.

Count	Percent		
1	25.00%		Thoroughly Prepared
2	50.00%		Well Prepared
1	25.00%		Adequately Prepared
0	0.00%		Poorly Prepared
0	0.00%		Not Prepared
4 Respondents			






Q132. Please indicate how successfully your Social Studies program prepared you in the following NCSS standards. - Reflect and expand upon their social studies knowledge, inquiry skills, and civic dispositions to advance social justice and promote human rights through informed action in schools and/or communities

Count	Percent		
1	25.00%		Thoroughly Prepared
1	25.00%		Well Prepared
2	50.00%		Adequately Prepared
0	0.00%		Poorly Prepared
0	0.00%		Not Prepared
4 Respondents			






Q133. Please indicate how successfully your Social Studies program prepared you in the following NCSS standards. - Plan learning sequences that use technology to foster civic competence

Count	Percent		
2	50.00%		Thoroughly Prepared
2	50.00%		Well Prepared
0	0.00%		Adequately Prepared
0	0.00%		Poorly Prepared
0	0.00%		Not Prepared
4 Respondents			


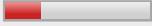



Q134. Please indicate how successfully your Social Studies program prepared you in the following NCSS standards. - Plan learning sequences that demonstrate social studies knowledge aligned with the state-required content standards, and theory and research

Count	Percent		
1	25.00%		Thoroughly Prepared
2	50.00%		Well Prepared
1	25.00%		Adequately Prepared
0	0.00%		Poorly Prepared
0	0.00%		Not Prepared
4 Respondents			






Q135. Please indicate how successfully your Social Studies program prepared you in the following NCSS standards. - Use theory and research to implement a variety of instructional practices and authentic assessments featuring disciplinary knowledge, inquiry, and forms of representation for civic competence.

Count	Percent		
2	50.00%		Thoroughly Prepared
1	25.00%		Well Prepared
1	25.00%		Adequately Prepared
0	0.00%		Poorly Prepared
0	0.00%		Not Prepared
4 Respondents			






Q136. Please indicate how successfully your Social Studies program prepared you in the following NCSS standards. - Exhibit data literacy by using assessment data to guide instructional decision-making and reflect on student learning outcomes related to disciplinary knowledge, inquiry, and forms of representation for civic competence.

Count	Percent		
1	25.00%		Thoroughly Prepared
1	25.00%		Well Prepared
2	50.00%		Adequately Prepared
0	0.00%		Poorly Prepared
0	0.00%		Not Prepared
4 Respondents			

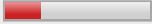




Q137. Please indicate how successfully your Social Studies program prepared you in the following NCSS standards. - Engage learners in self-assessment practices that support individualized learning outcomes related to disciplinary knowledge, inquiry, and forms of representation for civic competence.

Count	Percent		
2	50.00%		Thoroughly Prepared
1	25.00%		Well Prepared
1	25.00%		Adequately Prepared
0	0.00%		Poorly Prepared
0	0.00%		Not Prepared
4 Respondents			






Q138. Please indicate how successfully your Social Studies program prepared you in the following NCSS standards. - Engage learners in ethical reasoning to deliberate social, political, and economic issues, communicate conclusions, and take informed action toward achieving a more inclusive and equitable society.

Count	Percent		
1	25.00%		Thoroughly Prepared
3	75.00%		Well Prepared
0	0.00%		Adequately Prepared
0	0.00%		Poorly Prepared
0	0.00%		Not Prepared
4	Respondents		






Q139. Please indicate how successfully your Social Studies program prepared you in the following NCSS standards. - Take informed action in schools and/or communities and serve as advocates for learners, the teaching profession, and/or social studies.

Count	Percent		
1	25.00%		Thoroughly Prepared
0	0.00%		Well Prepared
3	75.00%		Adequately Prepared
0	0.00%		Poorly Prepared
0	0.00%		Not Prepared
4	Respondents		






Q140. Please indicate how successfully your Mathematics program prepared you in the following NCTM standards. - Demonstrate and apply knowledge of major mathematics concepts, algorithms, procedures, applications in varied contexts, and connections within and among mathematical domains

Count	Percent		
1	50.00%		Thoroughly Prepared
1	50.00%		Well Prepared
0	0.00%		Adequately Prepared
0	0.00%		Poorly Prepared
0	0.00%		Not Prepared
2	Respondents		






Q141. Please indicate how successfully your Mathematics program prepared you in the following NCTM standards. - Use problem solving to develop conceptual understanding, make sense of a wide variety of problems and persevere in solving them, apply and adapt a variety of strategies in solving problems confronted within the field of mathematics and other contexts, and formulate and test conjectures in order to frame generalizations

Count	Percent		
1	50.00%		Thoroughly Prepared
1	50.00%		Well Prepared
0	0.00%		Adequately Prepared
0	0.00%		Poorly Prepared
0	0.00%		Not Prepared
2	Respondents		






Q142. Please indicate how successfully your Mathematics program prepared you in the following NCTM standards. - Reason abstractly, reflectively, and quantitatively with attention to units, constructing viable arguments and proofs, and critiquing the reasoning of others; represent and model generalizations using mathematics;

Count	Percent		
1	50.00%		Thoroughly Prepared
1	50.00%		Well Prepared
0	0.00%		Adequately Prepared
0	0.00%		Poorly Prepared
0	0.00%		Not Prepared
2	Respondents		






Q143. Please indicate how successfully your Mathematics program prepared you in the following NCTM standards. - Formulate, represent, analyze, and interpret mathematical models derived from real-world contexts or mathematical problems.

Count	Percent		
1	50.00%		Thoroughly Prepared
1	50.00%		Well Prepared
0	0.00%		Adequately Prepared
0	0.00%		Poorly Prepared
0	0.00%		Not Prepared
2	Respondents		






Q144. Please indicate how successfully your Mathematics program prepared you in the following NCTM standards. - Organize mathematical thinking and use the language of mathematics to express ideas precisely, both orally and in writing to multiple audiences

Count	Percent		
1	50.00%		Thoroughly Prepared
1	50.00%		Well Prepared
0	0.00%		Adequately Prepared
0	0.00%		Poorly Prepared
0	0.00%		Not Prepared
2	Respondents		



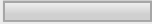


Q145. Please indicate how successfully your Mathematics program prepared you in the following NCTM standards. - Demonstrate the interconnectedness of mathematical ideas and how they build on one another and recognize and apply mathematical connections among mathematical ideas and across various content areas and real-world contexts

Count	Percent		
1	50.00%		Thoroughly Prepared
0	0.00%		Well Prepared
1	50.00%		Adequately Prepared
0	0.00%		Poorly Prepared
0	0.00%		Not Prepared
2	Respondents		






Q146. Please indicate how successfully your Mathematics program prepared you in the following NCTM standards. - Model how the development of mathematical understanding within and among mathematical domains intersects with the mathematical practices of problem solving, reasoning, communicating, connecting, and representing.

Count	Percent		
1	50.00%		Thoroughly Prepared
0	0.00%		Well Prepared
1	50.00%		Adequately Prepared
0	0.00%		Poorly Prepared
0	0.00%		Not Prepared
2 Respondents			






Q147. Please indicate how successfully your Mathematics program prepared you in the following NCTM standards. - Apply knowledge of curriculum standards for secondary mathematics and their relationship to student learning within and across mathematical domains.

Count	Percent		
2	100.00%		Thoroughly Prepared
0	0.00%		Well Prepared
0	0.00%		Adequately Prepared
0	0.00%		Poorly Prepared
0	0.00%		Not Prepared
2 Respondents			






Q148. Please indicate how successfully your Mathematics program prepared you in the following NCTM standards. - Analyze and consider research in planning for and leading students in rich mathematical learning experiences.

Count	Percent		
2	100.00%		Thoroughly Prepared
0	0.00%		Well Prepared
0	0.00%		Adequately Prepared
0	0.00%		Poorly Prepared
0	0.00%		Not Prepared
2 Respondents			






Q149. Please indicate how successfully your Mathematics program prepared you in the following NCTM standards. - Plan lessons and units that incorporate a variety of strategies, differentiated instruction for diverse populations, and mathematics-specific and instructional technologies in building all students' conceptual understanding and procedural proficiency

Count	Percent		
1	50.00%		Thoroughly Prepared
0	0.00%		Well Prepared
1	50.00%		Adequately Prepared
0	0.00%		Poorly Prepared
0	0.00%		Not Prepared
2 Respondents			


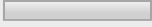



Q150. Please indicate how successfully your Mathematics program prepared you in the following NCTM standards. - Provide students with opportunities to communicate about mathematics and make connections among mathematics, other content areas, everyday life, and the workplace

Count	Percent		
2	100.00%		Thoroughly Prepared
0	0.00%		Well Prepared
0	0.00%		Adequately Prepared
0	0.00%		Poorly Prepared
0	0.00%		Not Prepared
2 Respondents			






Q151. Please indicate how successfully your Mathematics program prepared you in the following NCTM standards. - Implement techniques related to student engagement and communication including selecting high quality tasks, guiding mathematical discussions, identifying key mathematical ideas, identifying and addressing student misconceptions, and employing a range of questioning strategies.

Count	Percent		
2	100.00%		Thoroughly Prepared
0	0.00%		Well Prepared
0	0.00%		Adequately Prepared
0	0.00%		Poorly Prepared
0	0.00%		Not Prepared
2 Respondents			






Q152. Please indicate how successfully your Mathematics program prepared you in the following NCTM standards. - Plan, select, implement, interpret, and use formative and summative assessments to inform instruction by reflecting on mathematical proficiencies essential for all students.

Count	Percent		
2	100.00%		Thoroughly Prepared
0	0.00%		Well Prepared
0	0.00%		Adequately Prepared
0	0.00%		Poorly Prepared
0	0.00%		Not Prepared
2 Respondents			






Q153. Please indicate how successfully your Mathematics program prepared you in the following NCTM standards. - Monitor students' progress, make instructional decisions, and measure students' mathematical understanding and ability using formative and summative assessments.

Count	Percent		
2	100.00%		Thoroughly Prepared
0	0.00%		Well Prepared
0	0.00%		Adequately Prepared
0	0.00%		Poorly Prepared
0	0.00%		Not Prepared
2 Respondents			






Q154. Please indicate how successfully your Mathematics program prepared you in the following NCTM standards. - Exhibit knowledge of adolescent learning, development, and behavior and demonstrate a positive disposition toward mathematical processes and learning.

Count	Percent		
1	50.00%		Thoroughly Prepared
1	50.00%		Well Prepared
0	0.00%		Adequately Prepared
0	0.00%		Poorly Prepared
0	0.00%		Not Prepared
2 Respondents			



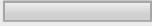


Q155. Please indicate how successfully your Mathematics program prepared you in the following NCTM standards. - Plan and create developmentally appropriate, sequential, and challenging learning opportunities grounded in mathematics education research in which students are actively engaged in building new knowledge from prior knowledge and experiences.

Count	Percent		
1	50.00%		Thoroughly Prepared
1	50.00%		Well Prepared
0	0.00%		Adequately Prepared
0	0.00%		Poorly Prepared
0	0.00%		Not Prepared
2 Respondents			






Q156. Please indicate how successfully your Mathematics program prepared you in the following NCTM standards. - Incorporate knowledge of individual differences and the cultural and language diversity that exists within classrooms and include culturally relevant perspectives as a means to motivate and engage students.

Count	Percent		
1	50.00%		Thoroughly Prepared
1	50.00%		Well Prepared
0	0.00%		Adequately Prepared
0	0.00%		Poorly Prepared
0	0.00%		Not Prepared
2 Respondents			






Q157. Please indicate how successfully your Mathematics program prepared you in the following NCTM standards. - Demonstrate equitable and ethical treatment of and high expectations for all students

Count	Percent		
2	100.00%		Thoroughly Prepared
0	0.00%		Well Prepared
0	0.00%		Adequately Prepared
0	0.00%		Poorly Prepared
0	0.00%		Not Prepared
2 Respondents			






Q158. Please indicate how successfully your Mathematics program prepared you in the following NCTM standards. - Apply mathematical content and pedagogical knowledge to select and use instructional tools such as manipulatives and physical models, drawings, virtual environments, spreadsheets, presentation tools, and mathematics-specific technologies

Count	Percent		
2	100.00%		Thoroughly Prepared
0	0.00%		Well Prepared
0	0.00%		Adequately Prepared
0	0.00%		Poorly Prepared
0	0.00%		Not Prepared
2	Respondents		






Q159. Please indicate how successfully your Mathematics program prepared you in the following NCTM standards. - Engage students in developmentally appropriate mathematical activities and investigations that require active engagement and include mathematics-specific technology in building new knowledge.

Count	Percent		
1	50.00%		Thoroughly Prepared
1	50.00%		Well Prepared
0	0.00%		Adequately Prepared
0	0.00%		Poorly Prepared
0	0.00%		Not Prepared
2	Respondents		


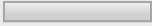



Q160. Please indicate how successfully your Mathematics program prepared you in the following NCTM standards. - Collect, organize, analyze, and reflect on diagnostic, formative, and summative assessment evidence and determine the extent to which students' mathematical proficiencies have increased as a result of their instruction

Count	Percent		
2	100.00%		Thoroughly Prepared
0	0.00%		Well Prepared
0	0.00%		Adequately Prepared
0	0.00%		Poorly Prepared
0	0.00%		Not Prepared
2	Respondents		


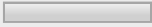



Q161. Please indicate how successfully your Mathematics program prepared you in the following NCTM standards. - Take an active role in their professional growth by participating in professional development experiences that directly relate to the learning and teaching of mathematics

Count	Percent		
2	100.00%		Thoroughly Prepared
0	0.00%		Well Prepared
0	0.00%		Adequately Prepared
0	0.00%		Poorly Prepared
0	0.00%		Not Prepared
2	Respondents		






Q162. Please indicate how successfully your Mathematics program prepared you in the following NCTM standards. - Engage in continuous and collaborative learning that draws upon research in mathematics education to inform practice; enhance learning opportunities for all students' mathematical knowledge development; involve colleagues, other school professionals, families, and various stakeholders; and advance their development as a reflective practitioner.

Count	Percent		
2	100.00%		Thoroughly Prepared
0	0.00%		Well Prepared
0	0.00%		Adequately Prepared
0	0.00%		Poorly Prepared
0	0.00%		Not Prepared
2 Respondents			






Q163. Please indicate how successfully your Mathematics program prepared you in the following NCTM standards. - Utilize resources from professional mathematics education organizations such as print, digital, and virtual resources/collections.

Count	Percent		
2	100.00%		Thoroughly Prepared
0	0.00%		Well Prepared
0	0.00%		Adequately Prepared
0	0.00%		Poorly Prepared
0	0.00%		Not Prepared
2 Respondents			






Q164. Please indicate how well your English program prepared you in the following NCTE standards. - Candidates are knowledgeable about texts-print and non-print texts, media texts, classic texts and contemporary texts, including young adult-that represent a range of world literatures, historical traditions, genres, and the experiences of different genders, ethnicities, and social classes; they are able to use literary theories to interpret and critique a range of texts.

Count	Percent		
3	100.00%		Thoroughly Prepared
0	0.00%		Well Prepared
0	0.00%		Adequately Prepared
0	0.00%		Poorly Prepared
0	0.00%		Not Prepared
3 Respondents			






Q165. Please indicate how well your English program prepared you in the following NCTE standards. - Candidates are knowledgeable about how adolescents read texts and make meaning through interaction with media environments

Count	Percent		
2	66.67%		Thoroughly Prepared
1	33.33%		Well Prepared
0	0.00%		Adequately Prepared
0	0.00%		Poorly Prepared
0	0.00%		Not Prepared
3 Respondents			






Q166. Please indicate how well your English program prepared you in the following NCTE standards. - Candidates can compose a range of formal and informal texts taking into consideration the interrelationships among form, audience, context, and purpose; candidates understand that writing is a recursive process; candidates can use contemporary technologies and/or digital media to compose multimodal discourse.

Count	Percent		
3	100.00%		Thoroughly Prepared
0	0.00%		Well Prepared
0	0.00%		Adequately Prepared
0	0.00%		Poorly Prepared
0	0.00%		Not Prepared
3	Respondents		






Q167. Please indicate how well your English program prepared you in the following NCTE standards. - Candidates know the conventions of English language as they relate to various rhetorical situations (grammar, usage, and mechanics); they understand the concept of dialect and are familiar with relevant grammar systems (e.g., descriptive and prescriptive); they understand principles of language acquisition; they recognize the influence of English language history on ELA content; and they understand the impact of language on society

Count	Percent		
2	66.67%		Thoroughly Prepared
1	33.33%		Well Prepared
0	0.00%		Adequately Prepared
0	0.00%		Poorly Prepared
0	0.00%		Not Prepared
3	Respondents		






Q168. Please indicate how well your English program prepared you in the following NCTE standards. - Candidates are knowledgeable about how adolescents compose texts and make meaning through interaction with media environments.

Count	Percent		
3	100.00%		Thoroughly Prepared
0	0.00%		Well Prepared
0	0.00%		Adequately Prepared
0	0.00%		Poorly Prepared
0	0.00%		Not Prepared
3	Respondents		






Q169. Please indicate how well your English program prepared you in the following NCTE standards. - Candidates use their knowledge of theory, research, and practice in English Language Arts to plan standardsbased, coherent and relevant learning experiences utilizing a range of different texts-across genres, periods, forms, authors, cultures, and various forms of media-and instructional strategies that are motivating and accessible to all students, including English language learners, students with special needs, students from diverse language and learning backgrounds, those designated as high achieving, and those at risk of failure.

Count	Percent		
3	100.00%		Thoroughly Prepared
0	0.00%		Well Prepared
0	0.00%		Adequately Prepared
0	0.00%		Poorly Prepared
0	0.00%		Not Prepared
3	Respondents		






Q170. Please indicate how well your English program prepared you in the following NCTE standards. - Candidates design a range of authentic assessments (e.g., formal and informal, formative and summative) of reading and literature that demonstrate an understanding of how learners develop and that address interpretive, critical, and evaluative abilities in reading, writing, speaking, listening, viewing, and presenting.

Count	Percent		
3	100.00%		Thoroughly Prepared
0	0.00%		Well Prepared
0	0.00%		Adequately Prepared
0	0.00%		Poorly Prepared
0	0.00%		Not Prepared
3	Respondents		






Q171. Please indicate how well your English program prepared you in the following NCTE standards. - Candidates plan standards-based, coherent and relevant learning experiences in reading that reflect knowledge of current theory and research about the teaching and learning of reading and that utilize individual and collaborative approaches and a variety of reading strategies.

Count	Percent		
2	66.67%		Thoroughly Prepared
1	33.33%		Well Prepared
0	0.00%		Adequately Prepared
0	0.00%		Poorly Prepared
0	0.00%		Not Prepared
3	Respondents		






Q172. Please indicate how well your English program prepared you in the following NCTE standards. - Candidates design or knowledgeably select appropriate reading assessments that inform instruction by providing data about student interests, reading proficiencies, and reading processes.

Count	Percent		
3	100.00%		Thoroughly Prepared
0	0.00%		Well Prepared
0	0.00%		Adequately Prepared
0	0.00%		Poorly Prepared
0	0.00%		Not Prepared
3	Respondents		


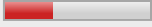



Q173. Please indicate how well your English program prepared you in the following NCTE standards. - Candidates plan instruction that incorporates knowledge of language-structure, history, and conventions-to facilitate students' comprehension and interpretation of print and non-print texts.

Count	Percent		
3	100.00%		Thoroughly Prepared
0	0.00%		Well Prepared
0	0.00%		Adequately Prepared
0	0.00%		Poorly Prepared
0	0.00%		Not Prepared
3	Respondents		



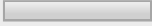


Q174. Please indicate how well your English program prepared you in the following NCTE standards. - Candidates plan instruction which, when appropriate, reflects curriculum integration and incorporates interdisciplinary teaching methods and materials.

Count	Percent		
3	100.00%		Thoroughly Prepared
0	0.00%		Well Prepared
0	0.00%		Adequately Prepared
0	0.00%		Poorly Prepared
0	0.00%		Not Prepared
3 Respondents			



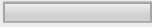


Q175. Please indicate how well your English program prepared you in the following NCTE standards. - Candidates use their knowledge of theory, research, and practice in English Language Arts to plan standardsbased, coherent and relevant composing experiences that utilize individual and collaborative approaches and contemporary technologies and reflect an understanding of writing processes and strategies in different genres for a variety of purposes and audiences.

Count	Percent		
2	66.67%		Thoroughly Prepared
1	33.33%		Well Prepared
0	0.00%		Adequately Prepared
0	0.00%		Poorly Prepared
0	0.00%		Not Prepared
3 Respondents			






Q176. Please indicate how well your English program prepared you in the following NCTE standards. - Candidates design a range of assessments for students that promote their development as writers, are appropriate to the writing task, and are consistent with current research and theory. Candidates are able to respond to student writing in process and to finished texts in ways that engage students' ideas and encourage their growth as writers over time.

Count	Percent		
2	66.67%		Thoroughly Prepared
1	33.33%		Well Prepared
0	0.00%		Adequately Prepared
0	0.00%		Poorly Prepared
0	0.00%		Not Prepared
3 Respondents			






Q177. Please indicate how well your English program prepared you in the following NCTE standards. - Candidates design instruction related to the strategic use of language conventions (grammar, usage, and mechanics) in the context of students' writing for different audiences, purposes, and modalities.

Count	Percent		
2	66.67%		Thoroughly Prepared
1	33.33%		Well Prepared
0	0.00%		Adequately Prepared
0	0.00%		Poorly Prepared
0	0.00%		Not Prepared
3 Respondents			






Q178. Please indicate how well your English program prepared you in the following NCTE standards. - Candidates design instruction that incorporates students' home and community languages to enable skillful control over their rhetorical choices and language practices for a variety of audiences and purposes.

Count	Percent		
2	100.00%		Thoroughly Prepared
0	0.00%		Well Prepared
0	0.00%		Adequately Prepared
0	0.00%		Poorly Prepared
0	0.00%		Not Prepared
2	Respondents		






Q179. Please indicate how well your English program prepared you in the following NCTE standards. - Candidates plan and implement instruction based on ELA curricular requirements and standards, school and community contexts, and knowledge about students' linguistic and cultural backgrounds.

Count	Percent		
3	100.00%		Thoroughly Prepared
0	0.00%		Well Prepared
0	0.00%		Adequately Prepared
0	0.00%		Poorly Prepared
0	0.00%		Not Prepared
3	Respondents		






Q180. Please indicate how well your English program prepared you in the following NCTE standards. - Candidates use data about their students' individual differences, identities, and funds of knowledge for literacy learning to create inclusive learning environments that contextualize curriculum and instruction and help students participate actively in their own learning in ELA.

Count	Percent		
2	66.67%		Thoroughly Prepared
1	33.33%		Well Prepared
0	0.00%		Adequately Prepared
0	0.00%		Poorly Prepared
0	0.00%		Not Prepared
3	Respondents		






Q181. Please indicate how well your English program prepared you in the following NCTE standards. - Candidates differentiate instruction based on students' self-assessments and formal and informal assessments of learning in English language arts; candidates communicate with students about their performance in ways that actively involve them in their own learning.

Count	Percent		
3	100.00%		Thoroughly Prepared
0	0.00%		Well Prepared
0	0.00%		Adequately Prepared
0	0.00%		Poorly Prepared
0	0.00%		Not Prepared
3	Respondents		






Q182. Please indicate how well your English program prepared you in the following NCTE standards. - Candidates select, create, and use a variety of instructional strategies and teaching resources, including contemporary technologies and digital media, consistent with what is currently known about student learning in English Language Arts

Count	Percent		
3	100.00%		Thoroughly Prepared
0	0.00%		Well Prepared
0	0.00%		Adequately Prepared
0	0.00%		Poorly Prepared
0	0.00%		Not Prepared
3	Respondents		






Q183. Please indicate how well your English program prepared you in the following NCTE standards. - Candidates plan and implement English language arts and literacy instruction that promotes social justice and critical engagement with complex issues related to maintaining a diverse, inclusive, equitable society.

Count	Percent		
2	66.67%		Thoroughly Prepared
1	33.33%		Well Prepared
0	0.00%		Adequately Prepared
0	0.00%		Poorly Prepared
0	0.00%		Not Prepared
3	Respondents		






Q184. Please indicate how well your English program prepared you in the following NCTE standards. - Candidates use knowledge of theories and research to plan instruction responsive to students' local, national and international histories, individual identities (e.g., race, ethnicity, gender expression, age, appearance, ability, spiritual belief, sexual orientation, socioeconomic status, and community environment), and languages/dialects as they affect students' opportunities to learn in ELA

Count	Percent		
3	100.00%		Thoroughly Prepared
0	0.00%		Well Prepared
0	0.00%		Adequately Prepared
0	0.00%		Poorly Prepared
0	0.00%		Not Prepared
3	Respondents		






Q185. Please indicate how well your English program prepared you in the following NCTE standards. - Candidates model literate and ethical practices in ELA teaching, and engage in/reflect on a variety of experiences related to ELA.

Count	Percent		
2	66.67%		Thoroughly Prepared
1	33.33%		Well Prepared
0	0.00%		Adequately Prepared
0	0.00%		Poorly Prepared
0	0.00%		Not Prepared
3	Respondents		






Q186. Please indicate how well your English program prepared you in the following NCTE standards. - Candidates engage in and reflect on a variety of experiences related to ELA that demonstrate understanding of and readiness for leadership, collaboration, ongoing professional development, and community engagement.

Count	Percent		
2	66.67%		Thoroughly Prepared
1	33.33%		Well Prepared
0	0.00%		Adequately Prepared
0	0.00%		Poorly Prepared
0	0.00%		Not Prepared
3	Respondents		






Q187. Please indicate how successfully your Science program prepared you in the following NSTA standards. - Use and apply the major concepts, principles, theories, laws, and interrelationships of their fields of licensure and supporting fields.

Count	Percent		
0	0.00%		Thoroughly Prepared
0	0.00%		Well Prepared
0	0.00%		Adequately Prepared
1	100.00%		Poorly Prepared
0	0.00%		Not Prepared
1	Respondents		

Q188. Please indicate how successfully your Science program prepared you in the following NSTA standards. - Explain the nature of science and the cultural norms and values inherent to the current and historical development of scientific knowledge.

Count	Percent		
0	0.00%		Thoroughly Prepared
1	100.00%		Well Prepared
0	0.00%		Adequately Prepared
0	0.00%		Poorly Prepared
0	0.00%		Not Prepared
1	Respondents		

Q189. Please indicate how successfully your Science program prepared you in the following NSTA standards. - Demonstrate knowledge of crosscutting concepts, disciplinary core ideas, practices of science and engineering, the supporting role of science-specific technologies, and contributions of diverse populations to science.

Count	Percent		
0	0.00%		Thoroughly Prepared
0	0.00%		Well Prepared
1	100.00%		Adequately Prepared
0	0.00%		Poorly Prepared
0	0.00%		Not Prepared
1	Respondents		

Q190. Please indicate how successfully your Science program prepared you in the following NSTA standards. - Demonstrate knowledge of how to implement science standards, learning progressions, and sequencing of science content for teaching their licensure level PK-12 students.

Count	Percent		
0	0.00%	<input type="checkbox"/>	Thoroughly Prepared
0	0.00%	<input type="checkbox"/>	Well Prepared
1	100.00%	<input checked="" type="checkbox"/>	Adequately Prepared
0	0.00%	<input type="checkbox"/>	Poorly Prepared
0	0.00%	<input type="checkbox"/>	Not Prepared
1 Respondents			

Q191. Please indicate how successfully your Science program prepared you in the following NSTA standards. - Using science standards and a variety of appropriate, student-centered, and culturally-relevant science disciplinary-based instructional approaches that follow safety procedures and incorporate science and engineering practices, disciplinary core ideas, and crosscutting concepts.

Count	Percent		
0	0.00%	<input type="checkbox"/>	Thoroughly Prepared
0	0.00%	<input type="checkbox"/>	Well Prepared
0	0.00%	<input type="checkbox"/>	Adequately Prepared
1	100.00%	<input checked="" type="checkbox"/>	Poorly Prepared
0	0.00%	<input type="checkbox"/>	Not Prepared
1 Respondents			

Q192. Please indicate how successfully your Science program prepared you in the following NSTA standards. - Incorporating appropriate differentiation strategies, wherein all students develop conceptual knowledge and an understanding of the nature of science. Lessons should engage students in applying science practices, clarifying relationships, and identifying natural patterns from empirical experiences.

Count	Percent		
0	0.00%	<input type="checkbox"/>	Thoroughly Prepared
0	0.00%	<input type="checkbox"/>	Well Prepared
0	0.00%	<input type="checkbox"/>	Adequately Prepared
0	0.00%	<input type="checkbox"/>	Poorly Prepared
1	100.00%	<input checked="" type="checkbox"/>	Not Prepared
1 Respondents			

Q193. Please indicate how successfully your Science program prepared you in the following NSTA standards. - Using engineering practices in support of science learning wherein all students design, construct, test and optimize possible solutions to a problem.

Count	Percent		
0	0.00%	<input type="checkbox"/>	Thoroughly Prepared
0	0.00%	<input type="checkbox"/>	Well Prepared
0	0.00%	<input type="checkbox"/>	Adequately Prepared
0	0.00%	<input type="checkbox"/>	Poorly Prepared
1	100.00%	<input checked="" type="checkbox"/>	Not Prepared
1 Respondents			

Q194. Please indicate how successfully your Science program prepared you in the following NSTA standards. - Aligning instruction and assessment strategies to support instructional decision making that identifies and addresses student misunderstandings, prior knowledge, and naïve conceptions.

Count	Percent		
0	0.00%	<input type="checkbox"/>	Thoroughly Prepared
0	0.00%	<input type="checkbox"/>	Well Prepared
1	100.00%	<input checked="" type="checkbox"/>	Adequately Prepared
0	0.00%	<input type="checkbox"/>	Poorly Prepared
0	0.00%	<input type="checkbox"/>	Not Prepared
1	Respondents		

Q195. Please indicate how successfully your Science program prepared you in the following NSTA standards. - Integrating science-specific technologies to support all students' conceptual understanding of science and engineering

Count	Percent		
0	0.00%	<input type="checkbox"/>	Thoroughly Prepared
0	0.00%	<input type="checkbox"/>	Well Prepared
0	0.00%	<input type="checkbox"/>	Adequately Prepared
0	0.00%	<input type="checkbox"/>	Poorly Prepared
1	100.00%	<input checked="" type="checkbox"/>	Not Prepared
1	Respondents		

Q196. Please indicate how successfully your Science program prepared you in the following NSTA standards. - Plan a variety of lesson plans based on science standards that employ strategies that demonstrate their knowledge and understanding of how to select appropriate teaching and motivating learning activities that foster an inclusive, equitable, and anti-bias environment

Count	Percent		
0	0.00%	<input type="checkbox"/>	Thoroughly Prepared
0	0.00%	<input type="checkbox"/>	Well Prepared
0	0.00%	<input type="checkbox"/>	Adequately Prepared
0	0.00%	<input type="checkbox"/>	Poorly Prepared
1	100.00%	<input checked="" type="checkbox"/>	Not Prepared
1	Respondents		

Q197. Please indicate how successfully your Science program prepared you in the following NSTA standards. - Plan learning experiences for all students in a variety of environments (e.g., the laboratory, field, and community) within their fields of licensure.

Count	Percent		
0	0.00%	<input type="checkbox"/>	Thoroughly Prepared
0	0.00%	<input type="checkbox"/>	Well Prepared
0	0.00%	<input type="checkbox"/>	Adequately Prepared
0	0.00%	<input type="checkbox"/>	Poorly Prepared
1	100.00%	<input checked="" type="checkbox"/>	Not Prepared
1	Respondents		

Q198. Please indicate how successfully your Science program prepared you in the following NSTA standards. - Plan lessons in which all students have a variety of opportunities to investigate, collaborate, communicate, evaluate, learn from mistakes, and defend their own explanations of: scientific phenomena, observations, and data.

Count	Percent		
0	0.00%	<input type="checkbox"/>	Thoroughly Prepared
0	0.00%	<input type="checkbox"/>	Well Prepared
1	100.00%	<input checked="" type="checkbox"/>	Adequately Prepared
0	0.00%	<input type="checkbox"/>	Poorly Prepared
0	0.00%	<input type="checkbox"/>	Not Prepared
1	Respondents		

Q199. Please indicate how successfully your Science program prepared you in the following NSTA standards. - Implement activities appropriate for the abilities of all students that demonstrate safe techniques for the procurement, preparation, use, storage, dispensing, supervision, and disposal of all chemicals/materials/equipment used within their fields of licensure

Count	Percent		
0	0.00%	<input type="checkbox"/>	Thoroughly Prepared
0	0.00%	<input type="checkbox"/>	Well Prepared
1	100.00%	<input checked="" type="checkbox"/>	Adequately Prepared
0	0.00%	<input type="checkbox"/>	Poorly Prepared
0	0.00%	<input type="checkbox"/>	Not Prepared
1	Respondents		

Q200. Please indicate how successfully your Science program prepared you in the following NSTA standards. - Demonstrate an ability to: recognize hazardous situations including overcrowding; implement emergency procedures; maintain safety equipment; provide adequate student instruction and supervision; and follow policies and procedures that comply with established state and national guidelines, appropriate legal state and national safety standards

Count	Percent		
0	0.00%	<input type="checkbox"/>	Thoroughly Prepared
0	0.00%	<input type="checkbox"/>	Well Prepared
0	0.00%	<input type="checkbox"/>	Adequately Prepared
0	0.00%	<input type="checkbox"/>	Poorly Prepared
1	100.00%	<input checked="" type="checkbox"/>	Not Prepared
1	Respondents		

Q201. Please indicate how successfully your Science program prepared you in the following NSTA standards. - Demonstrate ethical decision-making with respect to safe and humane treatment of all living organisms in and out of the classroom, and comply with the legal restrictions and best professional practices on the collection, care, and use of living organisms as relevant to their fields of licensure.

Count	Percent		
0	0.00%	<input type="checkbox"/>	Thoroughly Prepared
0	0.00%	<input type="checkbox"/>	Well Prepared
0	0.00%	<input type="checkbox"/>	Adequately Prepared
1	100.00%	<input checked="" type="checkbox"/>	Poorly Prepared
0	0.00%	<input type="checkbox"/>	Not Prepared
1	Respondents		

Q202. Please indicate how successfully your Science program prepared you in the following NSTA standards. - Implement assessments that show all students have learned and can apply disciplinary knowledge, nature of science, science and engineering practices, and crosscutting concepts in practical, authentic, and real-world situations

Count	Percent		
0	0.00%	<input type="checkbox"/>	Thoroughly Prepared
0	0.00%	<input type="checkbox"/>	Well Prepared
0	0.00%	<input type="checkbox"/>	Adequately Prepared
1	100.00%	<input checked="" type="checkbox"/>	Poorly Prepared
0	0.00%	<input type="checkbox"/>	Not Prepared
1	Respondents		

Q203. Please indicate how successfully your Science program prepared you in the following NSTA standards. - Collect, organize, analyze, and reflect on formative and summative evidence and use those data to inform future planning and teaching

Count	Percent		
0	0.00%	<input type="checkbox"/>	Thoroughly Prepared
1	100.00%	<input checked="" type="checkbox"/>	Well Prepared
0	0.00%	<input type="checkbox"/>	Adequately Prepared
0	0.00%	<input type="checkbox"/>	Poorly Prepared
0	0.00%	<input type="checkbox"/>	Not Prepared
1	Respondents		

Q204. Please indicate how successfully your Science program prepared you in the following NSTA standards. - Analyze science-specific assessment data based upon student demographics, categorizing the levels of learner knowledge, and reflect on results for subsequent lesson plans.

Count	Percent		
0	0.00%	<input type="checkbox"/>	Thoroughly Prepared
0	0.00%	<input type="checkbox"/>	Well Prepared
0	0.00%	<input type="checkbox"/>	Adequately Prepared
0	0.00%	<input type="checkbox"/>	Poorly Prepared
1	100.00%	<input checked="" type="checkbox"/>	Not Prepared
1	Respondents		

Q205. Please indicate how successfully your Science program prepared you in the following NSTA standards. - Engage in critical reflection on their own science teaching to continually improve their instructional effectiveness.

Count	Percent		
0	0.00%	<input type="checkbox"/>	Thoroughly Prepared
0	0.00%	<input type="checkbox"/>	Well Prepared
0	0.00%	<input type="checkbox"/>	Adequately Prepared
1	100.00%	<input checked="" type="checkbox"/>	Poorly Prepared
0	0.00%	<input type="checkbox"/>	Not Prepared
1	Respondents		

Q206. Please indicate how successfully your Science program prepared you in the following NSTA standards. - Participate in professional development opportunities to deepen their science content knowledge and practices.

Count	Percent		
0	0.00%	<input type="text"/>	Thoroughly Prepared
0	0.00%	<input type="text"/>	Well Prepared
1	100.00%	<input type="text"/>	Adequately Prepared
0	0.00%	<input type="text"/>	Poorly Prepared
0	0.00%	<input type="text"/>	Not Prepared
1 Respondents			

Q207. Please indicate how successfully your Science program prepared you in the following NSTA standards. - Participate in professional development opportunities to expand their science-specific pedagogical knowledge.

Count	Percent		
0	0.00%	<input type="text"/>	Thoroughly Prepared
0	0.00%	<input type="text"/>	Well Prepared
0	0.00%	<input type="text"/>	Adequately Prepared
1	100.00%	<input type="text"/>	Poorly Prepared
0	0.00%	<input type="text"/>	Not Prepared
1 Respondents			

Q208. Please indicate how successfully your Middle Level program prepared you in the following AMLE standards. - Middle level teacher candidates demonstrate a comprehensive knowledge of young adolescent development.

Count	Percent		
0	0.00%	<input type="text"/>	Thoroughly Prepared
0	0.00%	<input type="text"/>	Well Prepared
0	0.00%	<input type="text"/>	Adequately Prepared
0	0.00%	<input type="text"/>	Poorly Prepared
0	0.00%	<input type="text"/>	Not Prepared
0 Respondents			

Q209. Please indicate how successfully your Middle Level program prepared you in the following AMLE standards. - Middle level teacher candidates demonstrate their understanding of the implications of diversity on the development of young adolescents.

Count	Percent		
0	0.00%	<input type="text"/>	Thoroughly Prepared
0	0.00%	<input type="text"/>	Well Prepared
0	0.00%	<input type="text"/>	Adequately Prepared
0	0.00%	<input type="text"/>	Poorly Prepared
0	0.00%	<input type="text"/>	Not Prepared
0 Respondents			

Q210. Please indicate how successfully your Middle Level program prepared you in the following AMLE standards. - Middle level teacher candidates use their knowledge of young adolescent development when planning and implementing middle level curriculum and when selecting and using instructional strategies.

Count	Percent		
0	0.00%	<input type="text"/>	Thoroughly Prepared
0	0.00%	<input type="text"/>	Well Prepared
0	0.00%	<input type="text"/>	Adequately Prepared
0	0.00%	<input type="text"/>	Poorly Prepared
0	0.00%	<input type="text"/>	Not Prepared
0	Respondents		

Q211. Please indicate how successfully your Middle Level program prepared you in the following AMLE standards. - Middle level teacher candidates apply their knowledge of young adolescent development when making decisions about their respective roles in creating and maintaining developmentally responsive learning environments.

Count	Percent		
0	0.00%	<input type="text"/>	Thoroughly Prepared
0	0.00%	<input type="text"/>	Well Prepared
0	0.00%	<input type="text"/>	Adequately Prepared
0	0.00%	<input type="text"/>	Poorly Prepared
0	0.00%	<input type="text"/>	Not Prepared
0	Respondents		

Q212. Please indicate how successfully your Middle Level program prepared you in the following AMLE standards. - Middle level teacher candidates demonstrate a depth and breadth of subject matter content knowledge in the subjects they teach

Count	Percent		
0	0.00%	<input type="text"/>	Thoroughly Prepared
0	0.00%	<input type="text"/>	Well Prepared
0	0.00%	<input type="text"/>	Adequately Prepared
0	0.00%	<input type="text"/>	Poorly Prepared
0	0.00%	<input type="text"/>	Not Prepared
0	Respondents		

Q213. Please indicate how successfully your Middle Level program prepared you in the following AMLE standards. - They incorporate information literacy skills and state-of-the-art technologies into teaching their subjects.

Count	Percent		
0	0.00%	<input type="text"/>	Thoroughly Prepared
0	0.00%	<input type="text"/>	Well Prepared
0	0.00%	<input type="text"/>	Adequately Prepared
0	0.00%	<input type="text"/>	Poorly Prepared
0	0.00%	<input type="text"/>	Not Prepared
0	Respondents		

Q214. Please indicate how successfully your Middle Level program prepared you in the following AMLE standards. - Middle level teacher candidates use their knowledge of local, state, national, and common core standards to frame their teaching.

Count	Percent		
0	0.00%	<input type="text"/>	Thoroughly Prepared
0	0.00%	<input type="text"/>	Well Prepared
0	0.00%	<input type="text"/>	Adequately Prepared
0	0.00%	<input type="text"/>	Poorly Prepared
0	0.00%	<input type="text"/>	Not Prepared
0	Respondents		

Q215. Please indicate how successfully your Middle Level program prepared you in the following AMLE standards. - Middle level teacher candidates demonstrate the interdisciplinary nature of knowledge by helping all young adolescents make connections among subject areas.

Count	Percent		
0	0.00%	<input type="text"/>	Thoroughly Prepared
0	0.00%	<input type="text"/>	Well Prepared
0	0.00%	<input type="text"/>	Adequately Prepared
0	0.00%	<input type="text"/>	Poorly Prepared
0	0.00%	<input type="text"/>	Not Prepared
0	Respondents		

Q216. Please indicate how successfully your Middle Level program prepared you in the following AMLE standards. - Middle level teacher candidates demonstrate an understanding of the philosophical foundations of developmentally responsive middle level programs and schools.

Count	Percent		
0	0.00%	<input type="text"/>	Thoroughly Prepared
0	0.00%	<input type="text"/>	Well Prepared
0	0.00%	<input type="text"/>	Adequately Prepared
0	0.00%	<input type="text"/>	Poorly Prepared
0	0.00%	<input type="text"/>	Not Prepared
0	Respondents		

Q217. Please indicate how successfully your Middle Level program prepared you in the following AMLE standards. - Middle level teacher candidates utilize their knowledge of the effective components of middle level programs and schools to foster equitable educational practices and to enhance learning for all students (e.g., race, ethnicity, culture, age, appearance, ability, sexual orientation, socioeconomic status, family composition).

Count	Percent		
0	0.00%	<input type="text"/>	Thoroughly Prepared
0	0.00%	<input type="text"/>	Well Prepared
0	0.00%	<input type="text"/>	Adequately Prepared
0	0.00%	<input type="text"/>	Poorly Prepared
0	0.00%	<input type="text"/>	Not Prepared
0	Respondents		

Q218. Please indicate how successfully your Middle Level program prepared you in the following AMLE standards. - Middle level teacher candidates use their knowledge of instruction and assessment strategies that are especially effective in the subjects they teach.

Count	Percent		
0	0.00%	<input type="text"/>	Thoroughly Prepared
0	0.00%	<input type="text"/>	Well Prepared
0	0.00%	<input type="text"/>	Adequately Prepared
0	0.00%	<input type="text"/>	Poorly Prepared
0	0.00%	<input type="text"/>	Not Prepared
0	Respondents		

Q219. Please indicate how successfully your Middle Level program prepared you in the following AMLE standards. - Middle level teacher candidates employ a wide variety of effective teaching, learning, and assessment strategies.

Count	Percent		
0	0.00%	<input type="text"/>	Thoroughly Prepared
0	0.00%	<input type="text"/>	Well Prepared
0	0.00%	<input type="text"/>	Adequately Prepared
0	0.00%	<input type="text"/>	Poorly Prepared
0	0.00%	<input type="text"/>	Not Prepared
0	Respondents		

Q220. Please indicate how successfully your Middle Level program prepared you in the following AMLE standards. - Middle level teacher candidates develop and administer assessments and use them as formative and summative tools to create meaningful learning experiences by assessing prior learning, implementing effective lessons, reflecting on young adolescent learning, and adjusting instruction based on the knowledge gained.

Count	Percent		
0	0.00%	<input type="text"/>	Thoroughly Prepared
0	0.00%	<input type="text"/>	Well Prepared
0	0.00%	<input type="text"/>	Adequately Prepared
0	0.00%	<input type="text"/>	Poorly Prepared
0	0.00%	<input type="text"/>	Not Prepared
0	Respondents		

Q221. Please indicate how successfully your Middle Level program prepared you in the following AMLE standards. - Middle level teacher candidates demonstrate their ability to motivate all young adolescents and facilitate their learning through a wide variety of developmentally responsive materials and resources

Count	Percent		
0	0.00%	<input type="text"/>	Thoroughly Prepared
0	0.00%	<input type="text"/>	Well Prepared
0	0.00%	<input type="text"/>	Adequately Prepared
0	0.00%	<input type="text"/>	Poorly Prepared
0	0.00%	<input type="text"/>	Not Prepared
0	Respondents		

Q222. Please indicate how successfully your Middle Level program prepared you in the following AMLE standards. - Middle level teacher candidates understand, reflect on, and are successful in their unique roles as middle level professionals (e.g., members of teaching teams and advisors to young adolescents).

Count	Percent		
0	0.00%	<input type="text"/>	Thoroughly Prepared
0	0.00%	<input type="text"/>	Well Prepared
0	0.00%	<input type="text"/>	Adequately Prepared
0	0.00%	<input type="text"/>	Poorly Prepared
0	0.00%	<input type="text"/>	Not Prepared
0	Respondents		

Q223. Please indicate how successfully your Middle Level program prepared you in the following AMLE standards. - Middle level teacher candidates serve as advocates for all young adolescents and for developmentally responsive schooling practices.

Count	Percent		
0	0.00%	<input type="text"/>	Thoroughly Prepared
0	0.00%	<input type="text"/>	Well Prepared
0	0.00%	<input type="text"/>	Adequately Prepared
0	0.00%	<input type="text"/>	Poorly Prepared
0	0.00%	<input type="text"/>	Not Prepared
0	Respondents		

Q224. Please indicate how successfully your Middle Level program prepared you in the following AMLE standards. - Middle level teacher candidates understand and value the ways diverse family structures and cultural backgrounds influence and enrich learning.

Count	Percent		
0	0.00%	<input type="text"/>	Thoroughly Prepared
0	0.00%	<input type="text"/>	Well Prepared
0	0.00%	<input type="text"/>	Adequately Prepared
0	0.00%	<input type="text"/>	Poorly Prepared
0	0.00%	<input type="text"/>	Not Prepared
0	Respondents		

Q225. Please indicate how successfully your Middle Level program prepared you in the following AMLE standards. - Middle level teacher candidates demonstrate positive orientations toward teaching young adolescents and model high standards of ethical behavior and professional competence.

Count	Percent		
0	0.00%	<input type="text"/>	Thoroughly Prepared
0	0.00%	<input type="text"/>	Well Prepared
0	0.00%	<input type="text"/>	Adequately Prepared
0	0.00%	<input type="text"/>	Poorly Prepared
0	0.00%	<input type="text"/>	Not Prepared
0	Respondents		

Q226. Please indicate how successfully your Reading Specialist program prepared you in the following ILA standards. - Candidates demonstrate knowledge of the theoretical, historical, and evidence-based foundations of literacy and language and the ways in which they interrelate and the role of literacy professionals in schools.

Count	Percent		
0	0.00%	<input type="text"/>	Thoroughly Prepared
0	0.00%	<input type="text"/>	Well Prepared
0	0.00%	<input type="text"/>	Adequately Prepared
0	0.00%	<input type="text"/>	Poorly Prepared
0	0.00%	<input type="text"/>	Not Prepared
0	Respondents		

Q227. Please indicate how successfully your Reading Specialist program prepared you in the following ILA standards. - Candidates use foundational knowledge to critique and implement literacy curricula to meet the needs of all learners and to design, implement, and evaluate evidence-based literacy instruction for all learners.

Count	Percent		
0	0.00%	<input type="text"/>	Thoroughly Prepared
0	0.00%	<input type="text"/>	Well Prepared
0	0.00%	<input type="text"/>	Adequately Prepared
0	0.00%	<input type="text"/>	Poorly Prepared
0	0.00%	<input type="text"/>	Not Prepared
0	Respondents		

Q228. Please indicate how successfully your Reading Specialist program prepared you in the following ILA standards. - Candidates understand, select, and use valid, reliable, fair, and appropriate assessment tools to screen, diagnose, and measure student literacy achievement; inform instruction and evaluate interventions; participate in professional learning experiences; explain assessment results and advocate for appropriate literacy practices to relevant stakeholders.

Count	Percent		
0	0.00%	<input type="text"/>	Thoroughly Prepared
0	0.00%	<input type="text"/>	Well Prepared
0	0.00%	<input type="text"/>	Adequately Prepared
0	0.00%	<input type="text"/>	Poorly Prepared
0	0.00%	<input type="text"/>	Not Prepared
0	Respondents		

Q229. Please indicate how successfully your Reading Specialist program prepared you in the following ILA standards. - Candidates demonstrate knowledge of research, relevant theories, pedagogies, essential concepts of diversity and equity; demonstrate and provide opportunities for understanding all forms of diversity as central to students' identities; create classrooms and schools that are inclusive and affirming; advocate for equity at school, district, and community levels.

Count	Percent		
0	0.00%	<input type="text"/>	Thoroughly Prepared
0	0.00%	<input type="text"/>	Well Prepared
0	0.00%	<input type="text"/>	Adequately Prepared
0	0.00%	<input type="text"/>	Poorly Prepared
0	0.00%	<input type="text"/>	Not Prepared
0	Respondents		

Q230. Please indicate how successfully your Reading Specialist program prepared you in the following ILA standards. - Candidates meet the developmental needs of all learners and collaborate with school personnel to use a variety of print and digital materials to engage and motivate all learners; integrate digital technologies in appropriate, safe, and effective ways; foster a positive climate that supports a literacy-rich learning environment.

Count	Percent		
0	0.00%	<input type="text"/>	Thoroughly Prepared
0	0.00%	<input type="text"/>	Well Prepared
0	0.00%	<input type="text"/>	Adequately Prepared
0	0.00%	<input type="text"/>	Poorly Prepared
0	0.00%	<input type="text"/>	Not Prepared
0 Respondents			

Q231. Please indicate how successfully your Reading Specialist program prepared you in the following ILA standards. - Candidates recognize the importance of, participate in, and facilitate ongoing professional learning as part of career-long leadership roles and responsibilities.

Count	Percent		
0	0.00%	<input type="text"/>	Thoroughly Prepared
0	0.00%	<input type="text"/>	Well Prepared
0	0.00%	<input type="text"/>	Adequately Prepared
0	0.00%	<input type="text"/>	Poorly Prepared
0	0.00%	<input type="text"/>	Not Prepared
0 Respondents			

Q232. Please indicate how successfully your Reading Specialist program prepared you in the following ILA standards. - Candidates apply theory and best practice in multiple supervised practicum/clinical experiences

Count	Percent		
0	0.00%	<input type="text"/>	Thoroughly Prepared
0	0.00%	<input type="text"/>	Well Prepared
0	0.00%	<input type="text"/>	Adequately Prepared
0	0.00%	<input type="text"/>	Poorly Prepared
0	0.00%	<input type="text"/>	Not Prepared
0 Respondents			

Q233. Strengths:

Count	Percent		
15	100.00%	<input type="text"/>	
15 Respondents			

Q234. Areas for Improvement:

Count	Percent		
16	100.00%	<input type="text"/>	
16 Respondents			

Q235. Given the same career goals and appropriate financial support, I would choose to complete this teacher preparation program again.

Count	Percent		
7	36.84%		Strongly Agree
9	47.37%		Agree
0	0.00%		N/A
1	5.26%		Disagree
2	10.53%		Strongly Disagree
19	Respondents		